

Roofing

Catalogue.

*J. C. Southey & Son Co.
St. Louis, Mo.*

No. 9.

To the Trade:

In compiling our annual catalogue for 1899, which we herewith present to the public, our aim has been to illustrate only such goods as are most desired by the trade, and we have endeavored to make it replete as possible with useful information concerning all forms of sheet metal goods, with perfect illustrations and price lists.

The continued increase of our trade has found it necessary to increase our capacity, both in factory space and equipment. We accordingly begin our twenty-fourth year in new and commodious quarters, at present occupying 100,000 square feet of floor space, representing the largest output of iron and architectural sheet metal work in the West. Our new works are provided with steam power of ample capacity throughout and equipped with the most modern and powerful machinery for every portion of the work.

With increased facilities, a large and complete stock of all materials on hand, we can safely enter upon the present season with the full assurance and promise to the trade that their orders, however large, will be filled with the same accuracy and promptness for which we have established so firm a reputation.

Soliciting your patronage, we are,

Very truly yours,

E. E. Souther Iron Co.

Offices, 2206 to 2210 N. Second St.

Factory and } First to Second Sts.

Warehouse, { Clinton to Monroe Sts.

ST. LOUIS, MO.

TERMS.

NET CASH within thirty days from date of invoice unless otherwise specified.

Bills not paid at maturity are subject to sight draft without further notice.

Persons having no commercial rating, will save themselves time and annoyance by sending Cash with the order, or St. Louis references.

Remittances must be made in St. Louis or New York Exchange, or their equivalent.

Express charges, exchange and telegrams must be prepaid.

Claims for errors must be made on receipt of goods.

We deliver free on board cars or boats and make no charge for packing in lots of eight squares or more.

Less lots, drayage and packing charged at cost.

The carrier's receipt furnished with invoice relieves us of responsibility for the safe delivery of the goods.

Quotations are for prompt acceptance and subject to change without notice.

CUSTOMERS will please observe that we ship fixtures with our different roofs only when specially ordered, and they are always charged for.

When sufficient Nails and Washers are ordered, we send one pound nails and washers per square for roofing, and one pound nails alone for siding.

No tools are needed for putting on Corrugated Sheets except a hammer.

We do not attempt to furnish Corrugated Sheets cut to a bevel or gable, or to fit any special place. It is impossible for us to do so; the cutting must be done on the job when the sheets are put in place.

All our Corrugated Sheets are packed for shipping with iron bands, as ordinary sheet-iron, and when lapped one corrugation at the side cover exactly 2 feet: when lapped two corrugations, sheets cover 22 inches.

V Crimped and Standing Seam Roofing shipped in small lots, 10 sheets in each bundle. Car lots not crated except at purchaser's cost.


Roll Cap Roofing in rolls, wired.

HOW TO LAY CORRUGATED.

OUR Standard $2\frac{1}{2}$ inch corrugated sheets cover two feet wide after being lapped one corrugation on the side.

The corrugations are lengthwise of the sheet, which is held in place by being nailed to timbers as shown in the cut below.

Fig. 174.



The above shows the application of our various styles of sheet iron shutters. Price according to quantity wanted and size.

Used in this way the greatest possible strength is secured for the least cost, and will answer very well for siding or roofing.

For roofing, however, we think it best to sheath solid or almost so with cheap lumber, and to have about the same pitch as required for shingles.

Begin at the lower right hand corner of roof and lay first sheet (water to run down the corrugations) allowing it to project over at eaves and end the desired distance. Continue on up the roof lapping the sheets at the ends until the comb is reached.

Lap the sheets thus with edges always turned down.

Fig. 2.



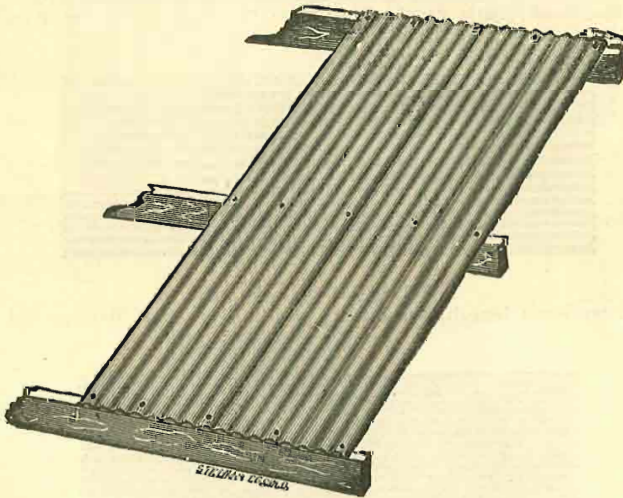
Be sure and have the roof true and have all the corrugations fit true in line.

When the comb is reached with one course, begin at the eaves again, lapping the sheet one corrugation at side over the sheet already laid, and proceed again up the roof. When nailed to studding the distance should be two feet from center to center.

Two and One-Half Inch Corrugation.

WE have the largest and heaviest corrugating press in the country.

Fig. 3.



96 x 26.

Ten corrugations to the sheet; full width, 26 inches; covering width, 24 inches; and we always send out painted sheets, and where length is not given always send out 8 ft. lengths.

But we can furnish, at the same price, sheets 4, 5, 6, 7, 8, 9 and 10 feet long; and at a slight additional charge, sheets 11 and 12 feet long.

CEILING AND SIDING.—Corrugated.

Fig. 4.



ONE and one-quarter inch from center to center of corrugation. Twenty corrugations to the sheet; full width $25\frac{1}{4}$ inches; covering width, 24 inches.

THIS SIZE IS MUCH USED FOR CEILINGS,

and is also used considerably for side walls, where it makes a durable and ornamental covering.


In ordering this iron, customers must state whether wanted painted or black. Usual length of sheets, 8 feet long, but we can furnish any length up to 12 ft.

Fig. 5.

**Corrugated Ceiling.**

$\frac{3}{8} \times \frac{1}{2}$ in. corrugations; length, 4 to 8 feet; width, 24 inches; to cover $23\frac{1}{2}$ inches.

Fig. 6.

**Corrugated Ceiling.**

$\frac{3}{8} \times \frac{3}{8}$ in. corrugations; length, 4 to 6 feet; width, 24 inches; to cover $23\frac{1}{2}$ inches.

Fig. 7.


**Corrugated Ceiling.**

$\frac{3}{16}$ in. corrugations; length 3 to 6 ft; width, $25\frac{1}{2}$ and $28\frac{1}{2}$ ins; to cover $24\frac{1}{2}$ and 27 ins.

Corrugated Iron and Steel for Elevators.

WE are now making sheets *cross* corrugated, and they are applied to the building as shown in the cut below.


Fig. 8.



The sheets are nailed as shown, so as to allow for the settling of the building.

Most common size is sheets 88 inches long by 28 inches wide, although we can furnish other sizes.

Fig. 9.

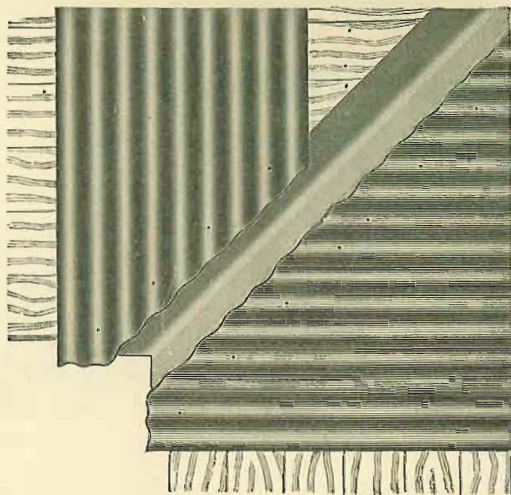


Another size sheet in general favor among the millwrights is a sheet 32 inches long by 26 wide. The sheets are applied in the same manner.

We can furnish other lengths if desired.

SHOWS VALLEY IN CORRUGATED IRON ROOF.

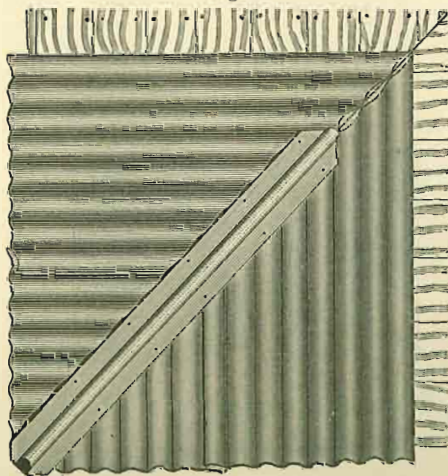
Fig. 10.



THE wide valley is laid first, and the corrugated iron sheets cut to correspond with the angle and lapped over the edge of valley several inches as shown.

SHOWING HIP COVERED.

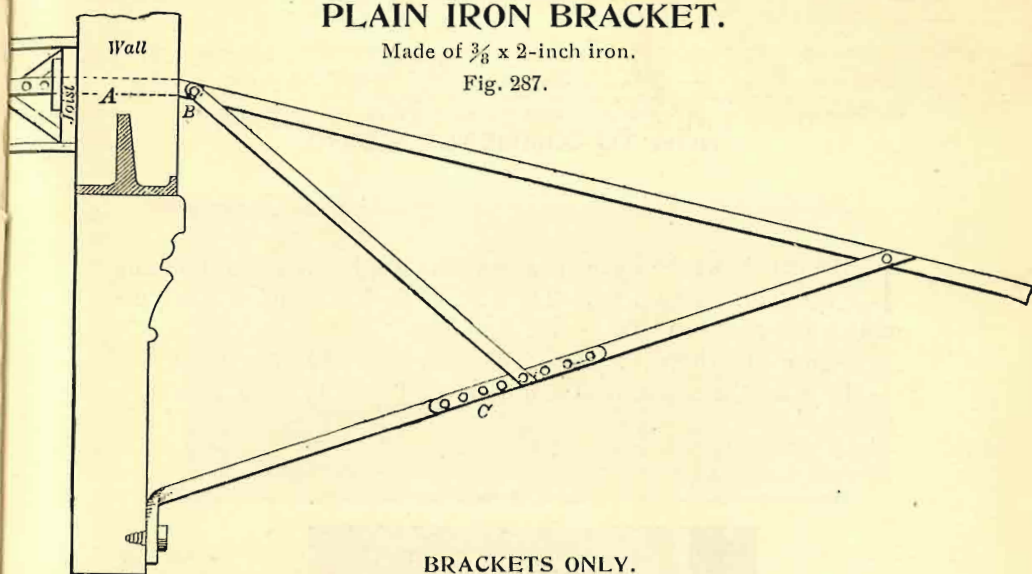
Fig. 11.



Showing the application of Ridge Roll to a hip on corrugated roof.

PLAIN IRON BRACKET.Made of $\frac{3}{8}$ x 2-inch iron.

Fig. 287.


**BRACKETS ONLY.**

Plain, 8 feet, each.....	\$3.00
Plain, 10 feet, each.....	3.50
Plain, 12 feet, each.....	4.00

Brackets curved at outer end 50c net each extra.

CORRUGATED CURVED AWNINGS.

Fig. 13.

**Single Curved Awnings. Supported by Posts and Frame.****IRON POSTS,**
EACH END THREADED.

1½ inch.....	26 cts. per foot.
2 inch.....	35 " "
2½ inch.....	52 " "
3 inch.....	68 " "

THREADED FLANGES
FOR TOP AND BOTTOM OF POSTS.

1½x4½ inches.....	31 cts. each.
2 x5 inches.....	45 " "
2½x8 inches.....	90 " "
3 x8 inches.....	96 " "


DISCOUNT.....per cent.

HOW TO COMMENCE SIDING.

THIS cut shows the manner in which to begin siding a building with corrugated iron. The end of sheet should not touch the ground, but rest on a base board.

Figure 39 is shown in place protecting the wood base board. To make the corner neat and tight use figure 36 or 38.

Fig. 14.



WINDOW SILL AND CAP.

Fig. 15.



PRESSED STANDING SEAM ROOFING, BEADED.

Fig. 16.



EXCEPT the beads, this shape is the same as the Pressed Standing Seam, Fig. 18, and it is applied the same way, with the same tools. The number of sheets to a square, weight and quality, are just the same as Fig. 18.


The object of the beads is to stiffen the sheets and prevent rattling.

If this style is wanted it must be clearly specified.

Price 15 cents a square more than Fig. 18.

PRESSED STANDING SEAM ROOFING, CORRUGATED.

Fig. 17.



Except the corrugating, these sheets are the same as Fig. 18

The sheets are applied in the same way and use the same fixtures.

The corrugating stiffens the sheets and prevents rattling.

If this style is wanted it must be clearly specified.

Price 15 cents a square more than regular standing seam.

PRESSED STANDING SEAM ROOF.




Fig. 18.

We present on this page a cut of this very popular style of roof. Made of best roofing steel and well painted, it forms a very durable material for flat roof.

The building should be sheated about as shown above.

One Square Consists of

$6\frac{1}{2}$ painted sheets, 8 feet long and 2 feet wide, or its equivalent.

$1\frac{1}{2}$ pounds painted metal cleats.

Nails and paint shipped only when ordered.

TOOLS TO BE USED WITH PRESSED STANDING SEAM ROOFING.

Squeezing Tongs, per pair.....	\$1.50
Snips (best made).....	1.50
Joiners75
Mallet.....	.50

We make a specialty of mixed orders of roofing together with sheet iron and galvanized iron.

PRESSED STANDING SEAM GALVANIZED.

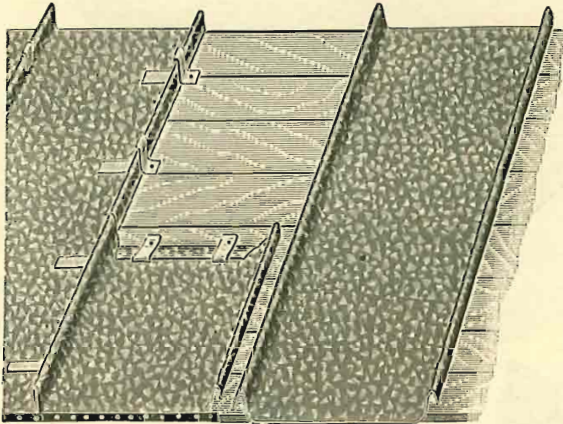


Fig. 19.

We present on this page a cut of this very popular style of roof. Made of the best galvanized steel, it forms a very durable material for flat roofs.

The building should be sheathed about as shown above.

One Square Consists of

$6\frac{1}{2}$ sheets, 8 feet long and 2 feet wide, or its equivalent.

$1\frac{1}{2}$ pounds galvanized metal cleats.

Nails shipped only when ordered.

TOOLS TO BE USED WITH PRESSED STANDING SEAM ROOFING.

Squeezing Tongs, per pair.....	\$1.50
Snips (best made).....	1.50
Joiners.....	.75
Mallet.....	.50

We make a specialty of mixed orders of roofing together with sheet iron and galvanized iron.

DOUBLE SEAM STEEL ROOFING.

Fig. 20.




Fig. 21.

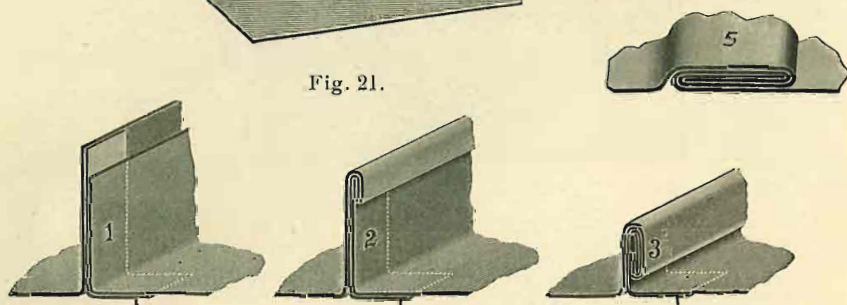


Fig. 1.—Cleats in position and nailed to sheathing.

Fig. 2.—Shows first fold.

Fig. 3.—Second fold which completes the double seam.

Fig. 5.—Double Seam, Cross Lock.

The roofing is shipped, as shown above, in rolls 50 feet long and 26 inches wide. After turning up one inch on each side, the roll then covers 2 feet wide, or a total of 100 square feet.

One Square Consists of

1 roll of painted or galvanized steel 50 feet long and covering 2 feet wide, or its equivalent.

$1\frac{1}{2}$ pounds metal cleats.

Nails and paint shipped only when ordered.

TOOLS REQUIRED.

1 pair $1\frac{1}{2}$ -inch tongs.....	\$ 2.50
1 pair $1\frac{1}{2}$ -inch tongs.....	2.50
1 pair Burrett's double seamers.....	25.00
1 pair Snips	1.50

We make a specialty of mixed orders of roofing together with sheet iron and galvanized iron.

SELF-CAPPING STEEL ROOFING.

Fig. 22.




Fig. 23.

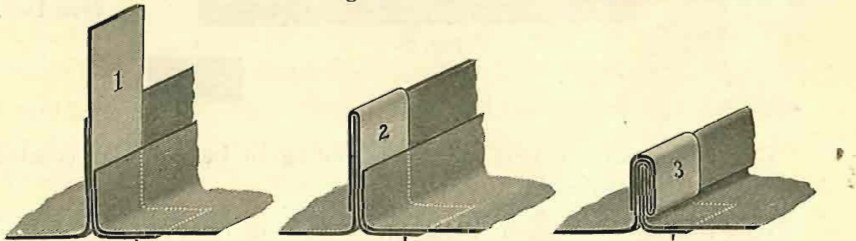


Fig. 1.—Cleat in position and nailed to sheathing.

Fig. 2.—Cleat turned down over the $1\frac{3}{4}$ -inch turned up edge.

Fig. 3.—Shows finished joint.

Fig. 5.—Double Seam, Cross Lock.

One Square Consists of

1 roll of painted or galvanized steel 50 feet long and covering 2 feet wide, or its equivalent.

$1\frac{1}{4}$ pounds metal cleats.

TOOLS REQUIRED.

1 pair Squeezing tongs	\$1.50
1 pair 1 inch tongs.....	2.50
1 pair $1\frac{1}{2}$ -inch tongs.....	2.50

ROLL AND CAP STEEL ROOFING.

Fig. 24.



Fig. 25



This is one of the best styles of roofing to be had. It combines durability with simplicity.

This roofing is shipped, as shown above, in rolls 50 feet long and 26 inches wide. After turning up one inch on each side, the roll then covers 2 feet wide, or a total of 100 square feet.

One Square Consists of

- 1 roll of painted or galvanized steel 50 feet long and covering 2 feet wide, or its equivalent.
- 50 linear feet of metal caps.
- 1½ pounds metal cleats.

Nails and paint shipped only when ordered.

TOOLS REQUIRED.

Edging Tongs, per pair.....	\$2.50
Squeezing Tongs, per pair.....	1.50
Snips (best made).....	1.50

We make a specialty of mixed orders of roofing together with sheet iron and galvanized iron.

SOUTHER'S AMERICAN TIN ROOFING.

Prepared Ready to Lay.



Fig. 192.

We carry in stock for the convenience of Tinnerns our Souther's Brand of Continuous Tin Roofing, made of full weight American Tin Plate, in both IC and IX. These are strictly palm oil plates and are made of long sheets so that in every square there are only five cross-seams. The sheets are very carefully and accurately sheared and squared, so that the rolls or strips after being put together are perfectly true and straight. The cross-locks are all carefully made and beaded down and then soldered by hand. These sheets or strips are not soldered by re-dipping as in some roofs somewhat similar to this, but the soldering is done by careful and experienced workmen, and in this process there is absolutely no acid used for flux. As is well known, a great many Tin Roofs will rust and give out a short distance from the seams, where acid is used, it eating away the tin coating. In our process we use only rosin for flux.

10-inch rolls.....	120 lineal feet.
14-inch rolls.....	86 lineal feet.
20-inch rolls.....	60 lineal feet.
28-inch rolls.....	43 lineal feet.

These rolls contain 100 square feet of material.

Rolls are painted on one side.

Cleats furnished free.

Can furnish both IC and IX.

Also any special heavy grade desired.

For Tin Valley, see page 110.

V CRIMPED ROOFING.

Galvanized or Painted.

Fig. 28.

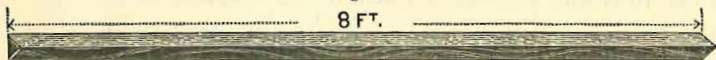


THE simplest style and cheapest form of Sheet Steel Roofing made.

Sheets regularly kept in stock are 6, 7, 8, 9 and 10 feet long. Covering width, 2 feet, after lapping over crimp, which we allow on this material.

Sheets to be nailed in the edges.

Fig. 29.



The sheets should be supported by the use of this wood strip, placed under the crimp, the strip being firmly nailed to the sheathing first.

End laps should be 3 to 6 inches, according to pitch of roof, or 1 to 2 inches when used for siding.

Another and better way is to cut and turn the end of sheet in such a way as to make "lock seam."

Best adapted to roof with good pitch.

One Square Consists of:

$6\frac{1}{4}$ sheets 8 feet long and 24 inches wide, or its equivalent.

Nails and paint shipped only when ordered.

Wood strips 10 cents per square; for 3 V Crimped 15 cents per square, and shipped only when ordered.

3 V CRIMPED ROOFING.

Galvanized or Painted.

Fig. 30.





Fig. 30 shows sheet of 3 V Crimped Roofing.

Except for the crimp down the middle the above shape is the same as the V Crimp, Fig. 28. The middle crimp stiffens the sheet and prevents rattling.

Cost 15 cents per square more than V Crimp, Fig. 28.

If this shape is wanted it must be clearly specified on the order, otherwise Fig. 28 will be shipped.



METALLIC SHINGLES.




Fig. 206.

These Shingles are stamped out of best Charcoal Tin Plate, are well painted on both sides, and can be used on any roof of not less than one-quarter pitch.

They make a very handsome covering for Mansards, Gables, Window Hoods, Bay Windows and Steep Roofs.

All nails are covered.

Made in three sizes, which denotes covering capacity.

	Size	No. Per Square.	Per Square.
Tin.....	7 x 10.....	314	\$10 00
".....	10 x 14.....	150	9 00
".....	14 x 20.....	64	8 50
Galvanized ...	7 x 10.....	314	13 50
".....	10 x 14.....	150	12 00
".....	14 x 20.....	64	11 00

DISCOUNT.....per cent.

STAMPED SHINGLES.




Fig. 362.

Shingles, 10 x 14, Tin.....	\$ 9 00 per square.
“ 14 x 20, Tin.....	8 50 “
“ 10 x 14, Galvanized.....	12 00 “
“ 14 x 20, “.....	11 00 “




Fig. 363.

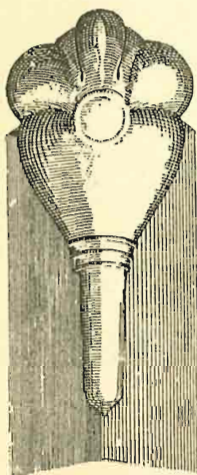
These Shingles are stamped out of Best Charcoal Tin Plate and painted on both sides, and also of Best Juniata Galvanized Sheet Steel.

Can be used on any roof not less than quarter pitch.

Finials, 18 inches high.....	\$3 50 each.
Ridging, 1½ inches girt.....	42c per foot.
Starter, 7 inches wide.....	10c per lineal foot.


STAMPED SHINGLES FOR HIPS.

Fig. 294.



PACKED 500 IN A BOX.
Size, 5x12 inches.

Fig. 295.



Showing Shingle on Roof.

MADE OF TIN, COPPER AND GALVANIZED STEEL.

TRY A SAMPLE BOX.

The above hip shingles are stamped in tin, copper or galvanized steel ; they are designed to lay in the courses as the shingles are laid, but can be slipped in after the shingling is done. This makes the cheapest ornamental hip finish known. Shingles or slate do not need to be cut true, as the hip shingle insures a tight job.

LIST.

	Per 100
5 x 12 inches, Tin.....	\$ 6 00
5 x 12 inches, Galvanized Steel.....	7 00
5 x 12 inches, Copper.....	20 00

DISCOUNT.

CLUSTER SLATE ROOFING.




Fig. 296.

Covering width 2 feet.

Size of sheet $24\frac{3}{4}$ inches by 60 inches.

and $24\frac{3}{4}$ inches by 120 inches.

Made of pure Roofing Steel, No. 28 gauge.

Apply same as Pressed Standing Seam Roofing.

Can furnish either No. 28 Painted Red or Galvanized.

Painted.....per square, \$7 00

Galvanized..... " 12 00

CLUSTER SHINGLES FOR SIDING.



Fig. 364.

Size of sheets 24 inches by 60 inches.

To be laid with lapped edge.

Can furnish either style No. 28 gauge Painted Red or Galvanized.

Painted weighs about 70 lbs. per square, and Galvanized about 90 lbs.




Fig. 298.

Painted.....per square, \$7 00

Galvanized..... " 12 00

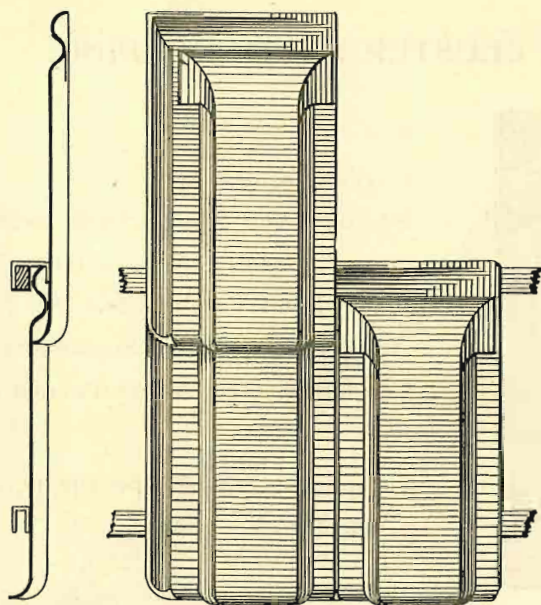


Fig. 360.

This is a new design and very striking in appearance. Made of Charcoal Tin or Galvanized Iron.

Finials, 18 inches high.....each, \$3 50
 Ridging, 14 inches girt..... 42c per foot.

No Starters required.

Shingle, 14 x 20, Tin.....per square, \$17 00
 Shingle, 14 x 20, Galvanized..... " 18 00






Fig. 361.



BEADED SIDING AND CEILING.

Fig. 26.



THIS makes a very pleasing and desirable fire-proof covering. May be used as a ceiling or siding. The beads are like small corrugations, $\frac{3}{8}$ inch wide and 3 inches apart, but can be made any distance desired.

Lap one bead at side and 2 or 3 inches at end.

Can furnish painted or galvanized.


3 inch bead sheets are $27\frac{1}{2}$ inches wide.

One Square Consists of:

$5\frac{1}{2}$ sheets 8 feet long and $27\frac{1}{2}$ inches wide, or equivalent.

WEATHERBOARDING.

Fig. 27.



A perfect imitation of weatherboarding, with the advantage of being perfectly fire-proof, cheap and durable.

Usual size, 8 feet by 24 inches, but other lengths to order.

One Square Consists of:

$6\frac{1}{4}$ sheets 8 feet long and 24 inches wide, or equivalent.

We make a specialty of mixed orders of roofing together with sheet iron and galvanized iron.


SHEET STEEL PRESSED BRICK.

Made of Sheet Steel, Painted or Galvanized.

This is an entirely new device for siding, and we feel confident will be appreciated by all classes of builders and property owners.

PAINTED OR GALVANIZED.

Fig. 31.



A Square Consists of

$8\frac{1}{2}$ Sheets, 59 inches by $29\frac{3}{4}$ inches, or equivalent.

We can furnish any length up to 10 feet, when ordered, but when no size is stated, will ship above size.

ROCK-FACE BRICK.

PAINTED OR GALVANIZED.

Fig. 32.




Size of Single Brick, $2\frac{1}{2}$ x $8\frac{1}{4}$ inches. Sheets, 60 x 28 inches.

ROCK-FACE STONE.

PAINTED OR GALVANIZED.

Fig. 33.




Size of Single Stone, 7 x 12 inches. Sheet, 60 x 28 inches.

ROCK-FACE STONE.

PAINTED OR GALVANIZED.

Fig. 34.

Size of Single Stone, $9\frac{1}{2}$ x 20 inches. Sheet, 60 x 28 inches.A Square of Rock-Face Brick or Stone consists of $8\frac{1}{4}$ sheets, 60 inches long by 28 inches wide.

In ordering Plain or Rock-Face Siding, allow 4 to 6 square feet to the 100 for laps.

CONTINUOUS ROCK-FACE STONE.



Fig. 290.

		Black Steel Painted.	Galvanized Steel.
6 inches wide, per lineal foot.....		4½ cents.	6 cents.
8 " " " 		6 "	8 "
10 " " " 		7½ "	10 "
12 " " " 		9 "	12 "

CORNER TRIMMINGS.



Fig. 291.

	Black Steel Painted.	Galvanized Steel.
Metal Corner Board in 8 foot lengths.....	4 cts. per foot.	6 cts. per foot




Fig. 292.

	Black Steel Painted.	Galvanized Steel.
Press Brick, Corner Finish.....	5 cts. per foot.	7 cts. per foot.



Fig. 293.

	Black Steel Painted.	Galvanized Steel.
Rock-Face Brick Corner Finish.....	6 cts. per foot.	8 cts. per foot.

CORNER TRIMMINGS.

Fig. 288.




Fig. 289.



Before placing panels in position, nail two $\frac{7}{8}$ inch boards, each the width of the stone, to the building, then place the panels in position. After the panels are in place proceed to apply to the siding.

Prices without the projection, furnished on application.

PRICE LIST.

No. 288. Rock-Face Stone Panels.

Black Steel Painted.
18 cents per foot.

Galvanized Steel.
24 cents per foot.

No. 289. Rock-Face Stone Pilasters.

10-inch Face with 4-inch projection,
12-inch " 4-inch "
16-inch " 4-inch "

Black Steel.
Painted.
13½c per ft.
15c "
18c "

Galvanized
Steel.
18c per foot.
20c "
24c "

What Constitutes a Square.

We quote and sell Corrugated Sheets by the square, that is enough Corrugated Sheets to measure 100 square feet without allowance for laps.

The table below shows the number of square feet in each sheet.

	Sqr. Ft.		Sqr. Ft.
5 foot	10.83	9 foot	19.50
6 foot	13.00	10 foot	21.66
7 foot	15.17	11 foot	23.83
8 foot	17.33	12 foot	26.00

All these sheets, allowing one corrugation for side lap, lay two feet wide to the weather.

Approximate weight per square for roofing sheets adopted by the National Iron Roofing Association, January, 1894, to conform to U. S. standard gauge of flat sheets as adopted by Congress, March 13, 1893. A variation of $2\frac{1}{2}$ per cent either above or below, being allowable.

PAINTED.

GAUGE.	28	27	26	24	22	20	18	16
Corrugated	69	—	84	111	138	165	220	275
Beaded	69	77	84	111	138	165	220	275
V Crimped	69	77	84	111	138	165	220	275
Weatherboards	72	80						
Standing Seam in sheets	71	80						
Roll and Cap	74	82						

GALVANIZED.

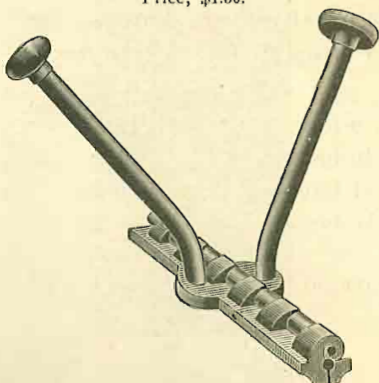
GAUGE.	28	26	24	22	20	18	16
Corrugated	86	99	127	154	182	236	291
V Crimp	86	99	127				
Standing Seam in sheets	89	102	130				
Roll and Cap	94	107	135				

Tools Used in Applying Various Styles of Roofing.

Fig.48.

SQUEEZING TONGS,

Price, \$1.50.




Used with Roll and Cap and Pressed Standing Seam Roofing.

Fig.49.

TONGS,

Price, \$2.50.

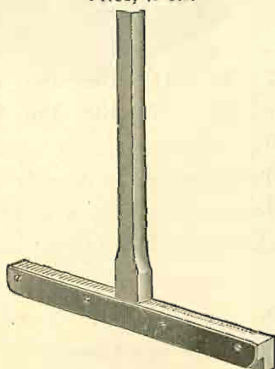


Used with Roll and Cap and Pressed Standing Seam Roofing.

Fig.50.

ROOF TOOL OR JOINER,

Price, 75 cts.



Used with V Crimped and Pressed Standing Seam Roofing.

Fig.51.

MALLET.

Price, 50 cts.



Useful with all Roofing.

Fig.52.

SNIPS.

Price, \$1.50.




These are all the tools necessary to lay any of the style roofs we sell, except, of course, a hammer.

These tools we charge for as per prices given, but we refund the money when returned to us in good order in 30 days from shipment, express charges prepaid.

COMBING STRIP AND CAP. WOOD STRIP.


Fig. 35.



FOR the purpose of making the peak of a corrugated roof perfectly weather-tight, our Combing Strip and Cap is used.

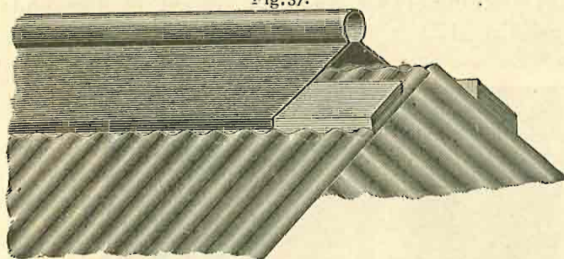
ROLL CAP.

Fig. 36.



ROLL CAP AND STRIP IN POSITION.

Fig. 37.



ANGLE CAP.

We also furnish an Angle Ridge Cap for cheap jobs.

Fig. 38.



It is also as useful for fitting around corners of buildings, door and window casings, etc.

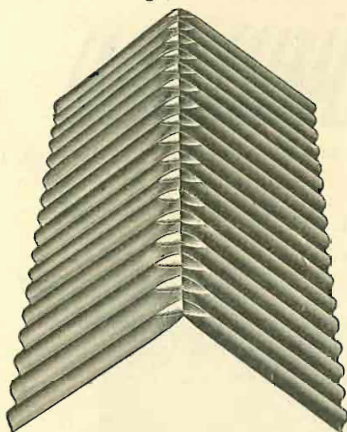
For a base for the corrugated sheets to rest on, when used for siding, we furnish a Base Board made of Galvanized or Painted Iron, as shown below.

Fig. 39.



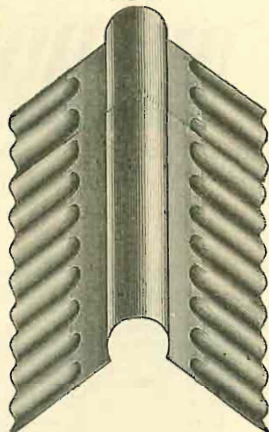
CORRUGATED ANGLE CAP.

Fig. 40.



CORRUGATED ROLL CAP.


Fig. 41.



FLASHING,

When corrugated sheets are to be joined at the ends to other buildings, use Fig. 42.

Fig. 42.



For the purpose of Flashing, when corrugated roofs are joined at the *sides of the sheets* to other buildings or to fire walls, we supply Frank's Patn. Flashing, which perfectly answers the purpose. The cut below shows this flashing.

Fig. 43.



IMPROVED CORRUGATED ROLL CAP.



Fig. 44.




Fig. 45.

Shows the application of Fig. 44. Our New and Improved
Corrugated Cap.

To Fasten Corrugated Sheets.



Fig. 204.



Fig. 205.

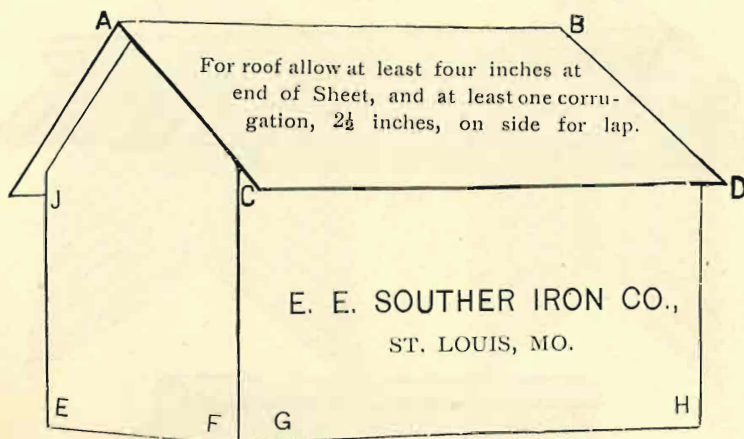
One pound nails and Washers, mixed, is about right quantity to lay
one square of roofing.

Washers packed 100 lbs. per box,

TO ORDER MATERIAL.

THESE figures are useful in ordering any style of roofing or siding.

Fig. 46. No. 1.

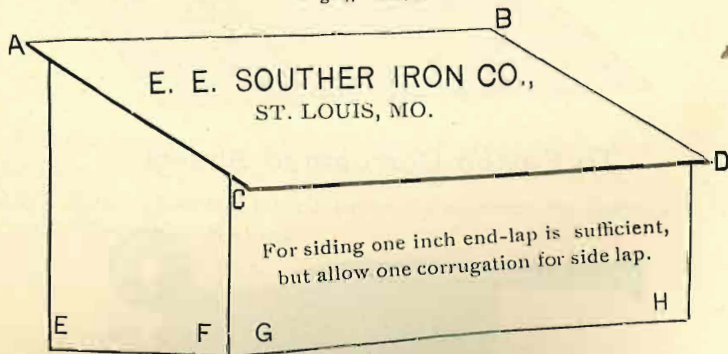


To complete the roof of such a building as this (Fig. 46, No. 1) it is indispensable that the *Combining Strip and Cap* be used, as we know of no other means of making the peak or comb weather-tight, and *Nails and Washers* must also be ordered at the rate of one pound per square to secure the sheets.

For Shed Roofs.

Customers who desire to cover a shed (Fig. 47, No. 2) with roofing should give the length of the lines A to B and B to D.

Fig. 47. No. 2.



In ordering roofing or siding, it would be well for customers to take one of these outline cuts and fill in the blanks with the lengths of the various lines.

LAP JOINT GUTTERING.

The most perfect and uniform gutter on the market. 10-foot lengths without a cross seam.

GALVANIZED—No. 28 Gauge.

Round Bead
LAP JOINT,
Fig. 54.



Square Bead
LAP JOINT,
Fig. 55.



LAP JOINT.

	Per Foot.
3½ inch.....	\$0.14
4 inch.....	.16
4½ inch.....	.18
5 inch.....	.19
6 inch.....	.23
7 inch.....	.27
8 inch.....	.30

I C TERNE TIN.

	Per Foot.
3½ inch.....	\$0.09
4 inch.....	.10
4½ inch.....	.11
5 inch.....	.12
6 inch.....	.14
7 inch.....	.16
8 inch.....	.19

Packed 250 feet in a case.

Add to above list per foot.

Made of I X Terne Tin.....	\$0.01
Made of 27 Galvanized.....	.02
Made of 26 Galvanized.....	.03
Made of 24 Galvanized.....	.08

SLIP JOINT GUTTERING.

The most perfect and uniform gutter on the market.
Made in 10-foot lengths without a cross seam.

GALVANIZED.—No. 28 Gauge.

SLIP JOINT.
Fig. 56.



SLIP JOINT.

	Per Foot
3½ inch	\$0.15
4 inch17
4½ inch19
5 inch20
6 inch24
7 inch28
8 inch31

I C TERNE TIN.

	Per Foot.
3½ inch	\$0.10
4 inch11
5 inch13
6 inch15
7 inch17
8 inch20

Packed 250 feet in a case.

Always state if Trough is wanted right or left, otherwise half each will be sent.

Add to above list per foot.

Made of I X Terne Tin.....	\$0.01
Made of 27 Galvanized.....	.02
Made of 26 Galvanized.....	.03
Made of 24 Galvanized.....	.08

DOUBLE BEAD GUTTERING.

The most perfect and uniform gutter on the market. Made in 10-foot lengths without a cross seam.

SLIP JOINT,
Double Bead.

Fig. 57.



GALVANIZED.—No. 28 Gauge.

10 Feet Long. Lap Joint.

	Per Foot
3½ inch Galvanized	\$0.17
4 inch Galvanized19
5 inch Galvanized22
6 inch Galvanized26
7 inch Galvanized30
8 inch Galvanized33

GALVANIZED—No. 28 Gauge.

10 Feet Long. Slip Joint.

	Per Foot
3½ inch Galvanized	\$0.18
4 inch Galvanized20
5 inch Galvanized23
6 inch Galvanized27
7 inch Galvanized31
8 inch Galvanized34

I C TERNE TIN.

10 Feet Long. Lap Joint.

	Per Foot
3½ inch I C Terne Plate	\$0.12
4 inch I C Terne Plate13
5 inch I C Terne Plate15
6 inch I C Terne Plate17
7 inch I C Terne Plate19
8 inch I C Terne Plate22

I C TERNE TIN.

10 Feet Long. Slip Joint.

	Per Foot
3½ inch I C Terne Plate	\$0.13
4 inch I C Terne Plate14
5 inch I C Terne Plate16
6 inch I C Terne Plate18
7 inch I C Terne Plate20
8 inch I C Terne Plate23

Add to above list per foot.

Made of IX Terne	\$0.01
Made of 27 Galvanized02
Made of 26 Galvanized03
Made of 24 Galvanized08

CORNICE AND ROOF GUTTER.

Eight Foot Lengths. No. 28 Galvanized Steel.

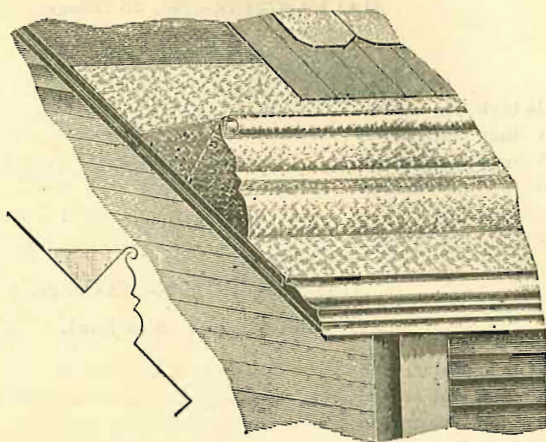


Fig. 365.

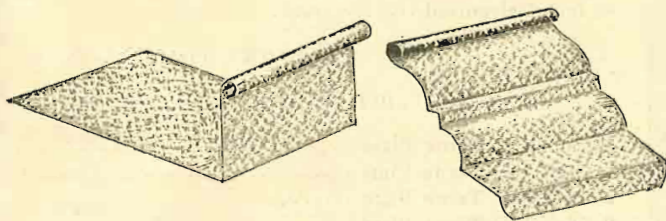


Fig. 366.

PRICE LIST.

20 inch girt, $3\frac{1}{2}$ inches deep, per foot.....	\$0.50
24 inch girt, $4\frac{1}{2}$ inches deep, per foot.....	.60
28 inch girt, $5\frac{1}{2}$ inches deep, per foot.....	.70
30 inch girt, 6 inches deep, per foot.....	.75

Add to above list per foot.

Made of No. 27 Galvanized.....	\$0.02
Made of No. 26 Galvanized.....	.03
Made of No. 24 Galvanized.....	.08

ROOF GUTTERS.

Made in long lengths of No. 28 Galvanized Steel.

The following engravings show two styles, A and B Roof Gutters. The hangers are applied in such a manner as to leave no exposed nail or screw heads (as cuts readily show); therefore there can be no leaks from splitting or nail holes, as in the old style way with wood fronts and wood brackets.

These Gutters are by far the best produced, and are sold at such prices as make them as cheap as those made of wood, lined with tin.

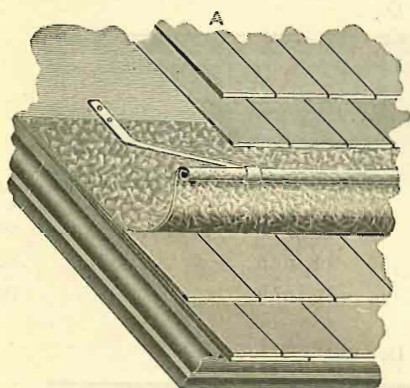


Fig. 75.

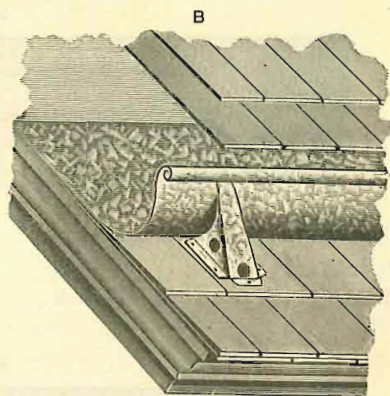


Fig. 76.

PRICE LIST.

STYLE A.



Fig. 77.

Galvanized

Cut of 14 inch sheet, $\frac{1}{2}$ or $\frac{5}{8}$ bead, per foot.....	\$0.35
Cut of 20 inch sheet, $\frac{1}{2}$ or $\frac{5}{8}$ bead, per foot.....	.50
Cut of 24 inch sheet, $\frac{1}{2}$ or $\frac{5}{8}$ bead, per foot.....	.60

STYLE B.



Fig. 78.

Galvanized

Cut of 15 inch sheet, $\frac{1}{2}$ or $\frac{5}{8}$ bead, per foot.....	\$0.37
Cut of 20 inch sheet, $\frac{1}{2}$ or $\frac{5}{8}$ bead, per foot.....	.50
Cut of 24 inch sheet, $\frac{1}{2}$ or $\frac{5}{8}$ bead, per foot.....	.60

DISCOUNTper cent.

Hangers for above Trough, figure 75.....	3 cents each
Hangers for above Trough, figure 76.....	12 cents each

QUARTER CIRCLE O. G. AND BOX GUTTERS.

Made in Long Lengths of Galvanized Steel.

BACKS OF TROUGHS SAME HEIGHT AS BEAD END.

For high backs ADD ONE CENT per foot to List Prices for each additional inch added to back.

PRICE LIST.

Style C.



Fig. 79.

Size.	Depth.	Girt.	Galvanized Per Foot.
5 inch.....	3½ inch.....	12 inch.....	\$0.30
6 inch.....	4½ inch.....	14 inch.....	.35
7 inch.....	4¾ inch.....	16 inch.....	.40

Style D.



Fig. 80.

Size.	Depth.	Girt.	Galvanized Per Foot.
6 inch.....	4 inch.....	15 inch.....	\$0.37
7 inch.....	5 inch.....	18 inch.....	.45
8 inch.....	5¾ inch.....	20 inch.....	.50

Style E.



Fig. 81.

Size.	Depth.	Girt.	Galvanized Per Foot.
6 inch.....	4½ inch.....	15 inch.....	\$0.37
7 inch.....	5½ inch.....	18 inch.....	.45
8 inch.....	7 inch.....	22 inch.....	.55

DISCOUNT..... per cent.

Can also furnish in Square Bead.

Style F.



Fig. 82.

Size.	Depth.	Girt.	Galvanized Per Foot.
6 inch.....	5½ inch.....	18 inch.....	\$0.45
7 inch.....	6 inch.....	20 inch.....	.50
8 inch.....	7 inch.....	22 inch.....	.55

Style G.




Fig. 83.

Size.	Depth.	Girt.	Galvanized Per Foot.
6 inch.....	5½ inch.....	18 inch.....	\$0.45
7 inch.....	6½ inch.....	20 inch.....	.50
8 inch.....	7 inch.....	22 inch.....	.55

Style H.




Fig. 84.

Size.	Depth.	Girt.	Galvanized Per Foot.
6 inch.....	4 inch.....	14 inch.....	\$0.35
7 inch.....	4¾ inch.....	16 inch.....	.40
8 inch.....	5½ inch.....	18 inch.....	.45

Style J.




Fig. 85.

Size.	Depth.	Girt.	Galvanized Per Foot.
6 inch.....	5¾ inch.....	18 inch.....	\$0.54
7 inch.....	6½ inch.....	20 inch.....	.60
8 inch.....	8 inch.....	24 inch.....	.72

DISCOUNT.....per cent.

Can also furnish in Square Bead.

We show below two special styles of Gutters.
Can furnish with Round or Square Bead.




Fig. 86.

Size.	Depth.	Girt.	Galvanized Per Foot.
6 inch.....	5½ inch.....	20 inch.....	\$0.50
7 inch.....	6½ inch.....	22 inch.....	.55
8 inch.....	7 inch.....	24 inch.....	.60

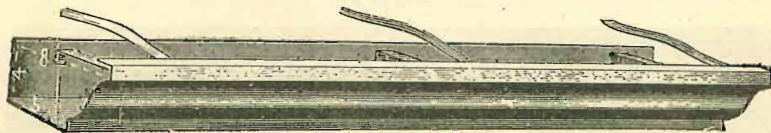


Fig. 87.

Size.	Depth.	Girt.	Galvanized Per Foot.
4 inch.....	2¾ inch.....	9½ inch.....	\$0.28
5 inch.....	3½ inch.....	12 inch.....	.36
8 inch.....	4 inch.....	15 inch.....	.45
9 inch.....	6 inch.....	20 inch.....	.60
13 inch.....	8½ inch.....	26 inch.....	.72

GALVANIZED AND TIN CONDUCTOR PIPE.

Long Length, without a Cross Seam.

CORRUGATED OR PLAIN ROUND.

Fig. 58.

Fig. 59.

	I. X. Plain Round Tin Per Foot.	No. 28 Galv. Corrugated or Plain Rd Per Foot.
2 inch.....	\$0.12.....	\$0.13
3 ".....	.14.....	.15
3½ ".....	.16.....	.18
4 ".....	.18.....	.20
5 ".....	.23.....	.25
6 ".....	.28.....	.30

SQUARE CORRUGATED CONDUCTOR.

GALVANIZED.

	Per Foot
1¾ x 2¼ in., equal to 2 inch round.....	\$0.14
2¾ x 3¼ " " 3 ".....	.16
2¾ x 4¼ " " 4 ".....	.21
3¾ x 5 " " 5 ".....	.26
3¾ x 7¾ " " 6 ".....	.31

Plain Round or Plain Square Conductor take same list.

Crates for Conductors, 50 cents each, net.

ADD TO ABOVE LIST, PER FOOT.

Made of 27 Galvanized.....	\$0.02
Made of 26 Galvanized.....	.03
Made of 24 Galvanized.....	.08

MITRES.

Fig. 60.



Outside Corner Mitre.

Fig. 61.



Inside Corner Mitre.

These Mitres are made complete, ready for use, for both inside and outside bead, either slip or lap joint.

PRICE LIST.

No. 28. Gauge, Galvanized Steel

Lap Joint.

3½ inch.....	per doz.,	\$2.50
4 inch.....	“	2.75
5 inch.....	“	3.00
6 inch.....	“	3.50
7 inch.....	“	4.25
8 inch.....	“	5.00

Slip Joint.

3½ inch.....	per doz.,	\$3.00
4 inch.....	“	3.25
5 inch.....	“	3.50
6 inch.....	“	4.00
7 inch.....	“	4.75
8 inch.....	“	5.50

1 X Terne Plate Tin

Lap Joint.

3½ inch.....	per doz.,	\$2.00
4 inch.....	“	2.25
5 inch.....	“	2.75
6 inch.....	“	3.00
7 inch.....	“	3.75
8 inch.....	“	4.25

Slip Joint.

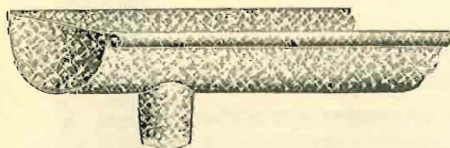
3½ inch.....	per doz.,	\$2.50
4 inch.....	“	2.75
5 inch.....	“	3.25
6 inch.....	“	3.50
7 inch.....	“	4.25
8 inch.....	“	5.00

Mitres for Double Bead Trough add 50c per dozen to above list.

CLOSED END, WITH OUTLET.

Made in 12-inch lengths.

Fig. 63.



LEFT HAND.

Fig. 63a.



RIGHT HAND.

When ordering always state size of trough and size of outlet, and whether lap or slip joint, and right hand or left hand.

3½ inch, made with 2 inch outlet.....	per dozen,	\$2.80
4 inch, made with 2 inch outlet.....	“	3.10
5 inch, made with 3 inch outlet.....	“	3.45
6 inch, made with 4 inch outlet.....	“	4.15

Longer lengths and other sized outlets extra.

DISCOUNT.

SLIP JOINT END PIECES.




Fig. 64.

SLIP JOINT CONNECTIONS.




Fig. 65.

PRICES PER DOZEN.

	Galvanized.	Galvanized
3½ inches	\$0.95	\$0.90
4 inches	1.10	1.00
5 inches	1.20	1.15
6 inches	1.45	1.25
7 inches	1.70	1.50
8 inches	2.10	2.00

For Double Bead Gutter add 50 cents per dozen to above list.

OUTLET.

PRICE PER DOZEN.

	Galv'd
2 inches	\$0.60
2½ inches65
3 inches75
3½ inches80

DISCOUNT.....PER CENT.



Fig. 62.

PRICE PER DOZEN.

	Galv'd
4 inches	\$0.85
5 inches95
6 inches	1.00

DISCOUNT.....PER CENT.

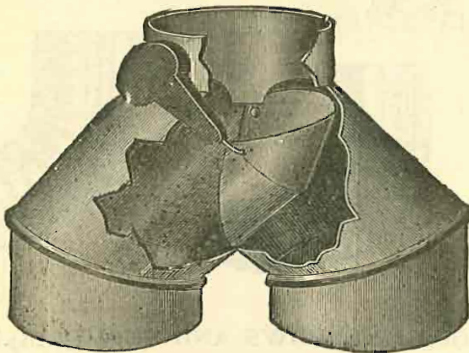


Fig. 69.

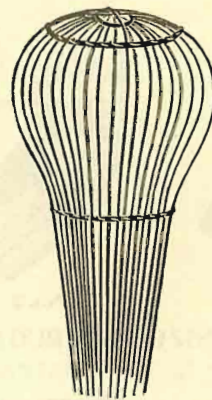


Fig. 78.

RAINWATER CUT-OFFS.

**HOWELL'S
TIN.**

Inches,	2	2½	3	3½	4	5	6
Doz.,	\$5.00	\$5.00	\$6.00	\$8.00	\$9.00	\$14.00	\$20.00

GALVANIZED.

Inches,	2	2½	3	3½	4	5	6
Doz.,	\$7.00	\$7.00	\$8.00	\$10.00	\$11.00	\$20.00	\$24.00

DISCOUNT.....PER CENT.

Conductor Strainers.

Inches,	3	4	5	6
Doz.,	\$2.00	\$3.00	\$3.50	\$4.00

DISCOUNT.....PER CENT.

ELBOWS AND SHOES.

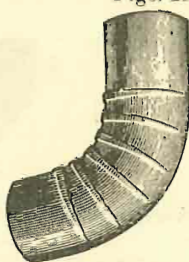
Figs. 299.




No. 1.



No. 2.



No. 3.



No. 4.



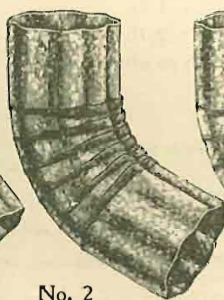
Shoe.

GALVANIZED CORRUGATED ROUND ELBOWS AND SHOES.

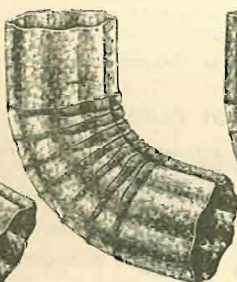
Figs. 300.



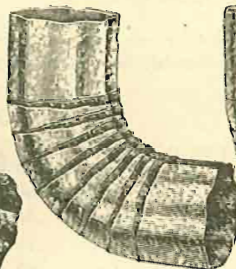
No. 1



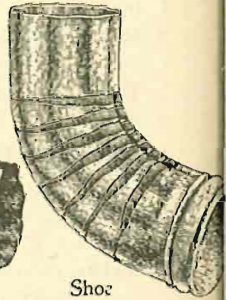
No. 2



No. 3



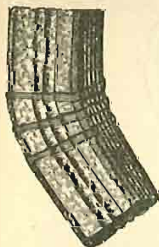
No. 4



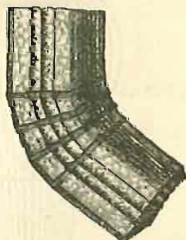
Shoe

GALVANIZED CORRUGATED SQUARE ELBOWS AND SHOES—Style A.

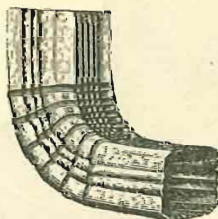
Fig. 202.



No. 1



No. 2



No. 3



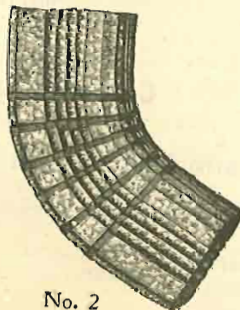
Shoe

GALVANIZED CORRUGATED SQUARE ELBOWS AND SHOES—Style B.

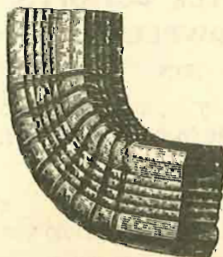
Fig. 303.



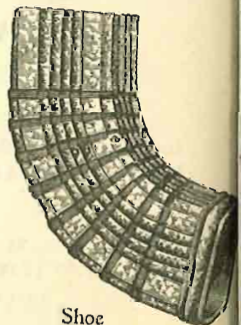
No. 1



No. 2



No. 3



Shoe

LIST PRICE—ELBOWS AND SHOES.

PLAIN ROUND TIN.

	ELBOWS.	SHOES.
2.....	Each, 20c	Each, 25c
2½.....	" 22c	" 27c
3.....	" 25c	" 30c
3½.....	" 30c	" 35c
4.....	" 35c	" 40c
5.....	" 42c	" 50c
6.....	" 50c	" 60c

PLAIN ROUND GALVANIZED.

	ELBOWS.	SHOES.
	Each, 25c	Each, 30c
"	27c	" 32c
"	30c	" 36c
"	35c	" 42c
"	40c	" 48c
"	50c	" 60c
"	60c	" 72c

ROUND CORRUGATED GALVANIZED.

	ELBOWS.	SHOES.
2.....	Each, 25c	Each, 30c
3.....	" 30c	" 36c
4.....	" 40c	" 48c
5.....	" 50c	" 60c
6.....	" 60c	" 72c

SQUARE GALVANIZED.

	ELBOWS.	SHOES.
	Each, 30c	Each, 40c
"	36c	" 48c
"	48c	" 60c
"	60c	" 72c
"	72c	" 84c

ADJUSTABLE ELBOWS.

BRIGHT TIN.

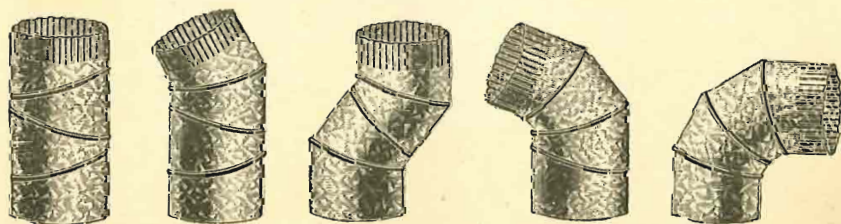
2.....	Per dozen.....	\$1.30
2½.....	"	1.80
3.....	"	1.80
4.....	"	2.25
5.....	"	3.00
6.....	"	5.00

GALVANIZED.

	Per dozen.....	\$1.60
"	2.00
"	2.40
"	3.00
"	3.60
"	5.40

ADJUSTABLE ELBOWS—TIN OR GALVANIZED STEEL.

Fig. 301.



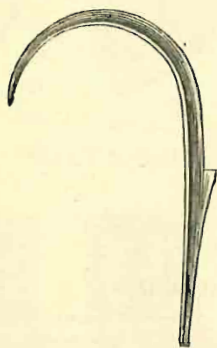


Fig. 70.
Sickle Hooks,
Brick or Wood.

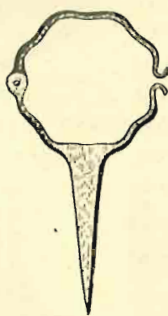


Fig. 304.
Corrugated
Hinged Hooks.



Fig. 305.
Round
Hinged Hooks.

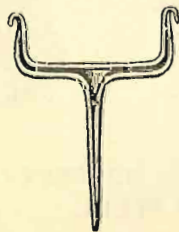


Fig. 337.

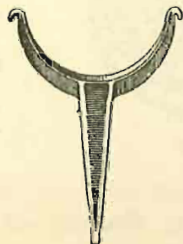


Fig. 306.

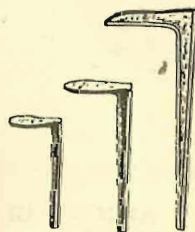


Fig. 307.

Conductor and Flashing Hooks.

Price per 100, Net.

Size.	Sickle Hooks. Tinned, per 100.		Corrugated Hinged Hooks Tinned, per 100.		Round Hinged Hooks Tinned, per 100.	
	For Brick.	For Wood.	For Brick.	For Wood.	For Brick.	For Wood.
2 inch..	\$1.75	\$1.00	\$3.50	\$3.00	\$3.50	\$2.50
3 inch..	2.75	2.00	4.50	4.00	4.50	3.50
4 inch..	4.25	3.00	5.50	5.00	5.50	4.50
5 inch..	6.00	4.00	6.50	6.00	6.50	5.50
6 inch..	8.00	5.00			7.50	6.50

Size.	Square Wired Hooks Tinned, per 100.		Round Wired Hooks Tinned, per 100.		Flashing Hooks Tinned, per 100.
	For Brick.	For Wood.	For Brick.	For Wood.	
2 inch..	\$2.50	\$1.50	\$2.50	\$1.50	1½ inches long, \$0.35
3 inch..	3.00	2.00	3.00	2.00	2½ inches long, .55
4 inch..	3.50	2.50	3.50	2.50	3½ inches long, 1.00
5 inch..	4.00	3.00	4.00	3.00	5 inches long, 1.70

STEEL EAVE TROUGH HANGERS,

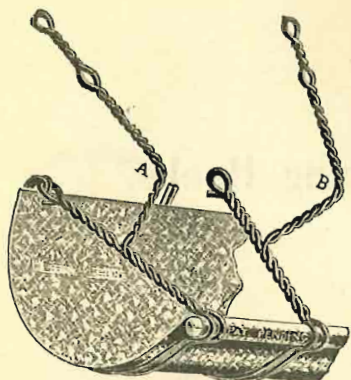


Fig. 217.


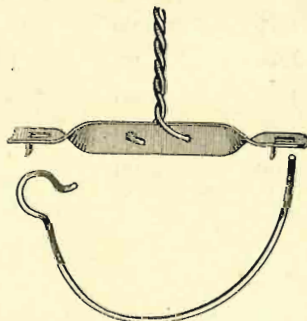
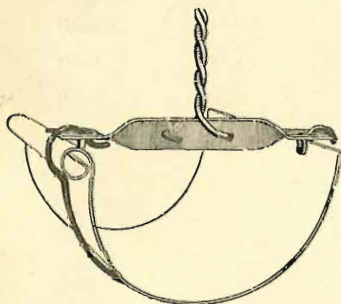


Fig. 218.

PEORIA HANGERS—(PATENT APPLIED FOR.)



PATENT ADJUSTABLE IRONS.

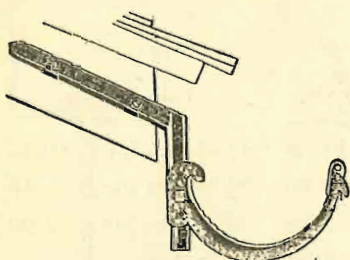
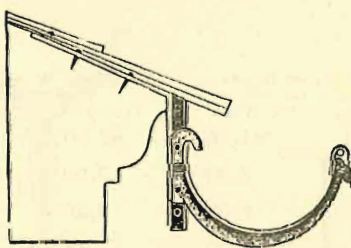
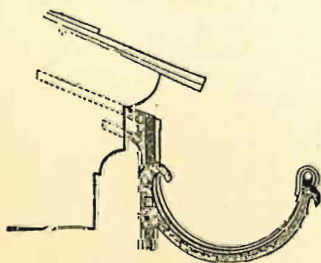
Fig. 219. SHANK No. 11.
RAFTER IRONS.Fig. 220. SHANK No. 12.
ROOF IRONS.Fig. 222. No. 6.
DRIVE IRONS.

Fig. 221. SHANK No. 9.




Fig. 223. No. 6.



Fig. 224. No. 10

STEEL EAVE TROUGH HANGERS.

PRICE LIST PER GROSS.		With Straps Riveted on Cross Bars Complete.	With Rods and Nuts Complete
3 inch.....		\$3.50	\$3.75
3½ inch.....		3.50	4.00
4 inch.....		3.75	4.25
4½ inch.....		3.85	4.35
5 inch.....		4.00	4.50
6 inch.....			5.00
7 inch.....			6.00
8 inch.....			8.00

WIRE EAVE TROUGH HANGERS.

PRICE LIST.

SIZES TAKEN INSIDE OF BEAD.

For 3	inch Trough.....	per gross,	\$2.00
" 3½	" "	" "	2.25
" 4	" "	" "	2.50
" 4½	" "	" "	2.75
" 5	" "	" "	3.00
" 6	" "	" "	3.50
" 7	" "	" "	4.00
" 8	" "	" "	4.50

For Double Bead Hangers, add 25 cents per gross.

PEORIA HANGERS.

Packed one gross in a box.

For Double Bead Hangers, add 50 cents to list.

PRICE LIST.

3½ inch.....	per gross, \$5.00
4 inch.....	" 5.00
5 inch.....	" 6.00
6 inch.....	" 6.50
7 inch.....	" 7.00
8 inch.....	" 7.50

PATENT ADJUSTABLE IRONS.

Front Irons to Nail Against Square Box Cornices.

PRICE LIST.

(Put up in packages of 50 each.)

Shank 9, per 100.....	\$2.00
Shank 10, per 100.....	3.00
Shanks 6, 11 and 12, per 100.....	3.50
Circles for 3 inch Trough, inside measurement, per 100.....	2.00
“ 3½ “ “ “ “ “ per 100.....	2.00
“ 4 “ “ “ “ “ per 100.....	2.00
“ 5 “ “ “ “ “ per 100.....	3.00
“ 6 “ “ “ “ “ per 100.....	4.00
“ 7 and 8-in. “ “ “ per 100.....	5.00

Circles furnished with bolt and strap.

GALVANIZED STEEL CORNICES, PEDIMENTS, WINDOW CAPS, BAY WINDOWS, FINIALS, ETC.

Having more than doubled our facilities for making all kinds of Galvanized Steel Cornices and Sheet Metal Building Trimmings, we are now in condition to promptly fill all orders with which we may be favored.

The business of manufacturing Galvanized Cornices, etc., has of late increased so much, and this increase has so reduced the cost in every department, that we are now prepared to furnish them almost as cheap as wood, and in many localities you will find them cheaper than wood.

Having the largest and best equipped shop for manufacturing all kinds of sheet metal work, will be pleased to quote price on any such work for large buildings, court houses, schools, etc.


DIRECTIONS FOR ORDERING.—In ordering Cornices, always give total length, out to out.

Our Cornices are thoroughly fire proof and are so constructed that they can be put up by any mechanic without difficulty. The cost of putting up our Cornices, owing to their simple construction, is a mere trifle.

We submit the following designs to give some idea of the character of the work turned out by us in this line.

GALVANIZED STEEL OR COPPER BAYS.

These designs of projecting Bay Windows, which make upper stories light, airy and cheerful, are very appropriate for Office, Residence or Hotel Buildings.




No. 231.

Design can be varied to meet your requirements.
Write stating size you wish and we will quote you price.

GALVANIZED STEEL OR COPPER BAYS.

Projecting Bay Windows, throw a great amount of light into upper stories, making them particularly desirable for living rooms or offices.



No. 232.

Design can be varied to suit your wants.
Write, stating size you wish, and we will quote you price.

GALVANIZED AND COPPER CORNICES.

We submit the following designs to give some idea of the character of work turned out by us in this line. Any of the designs shown are subject to modification and can be either enlarged or reduced to suit the requirements of the customer at a small expense.

We will quote prices on any special design, if accurate drawings and specifications are sent us.

Our facilities in this branch of our business have been greatly increased and we can assure our customers good workmanship and promptness in filling orders.

We quote on Copper Cornices only when specifications are sent us.

WRITE FOR DISCOUNTS.

CRATING CHARGED FOR AT COST.

CORNICE.

GALVANIZED.




Fig. 88.




Fig. 89.

PRICE LIST.

Figures 88 and 89, height.....	20 inches.
“ 88 and 89, projection.....	12 inches.
“ 88 and 89, price per foot.....	54 cents.

DISCOUNT.....per cent.

Quotations on any design in Cornice furnished upon receipt of complete specifications.

GALVANIZED CROWN MOULDINGS.

FOR WOOD.



Fig. 90.

Height.....13 in.
 Projection..... $6\frac{3}{8}$ in.
 Girt.....21 in.
 Price, 30 cents per foot.



Fig. 91.

Height..... $10\frac{1}{2}$ in.
 Projection..... $4\frac{1}{2}$ in.
 Girt.....21 in.
 Price, 30 cents per foot.

FOR BRICK.



Fig. 92.

Height.....12 in.
 Projection.....7 in.
 Girt.....20 in.
 Price, 30 cents per foot.



Fig. 93.

Height..... $10\frac{1}{2}$ in.
 Projection..... $5\frac{3}{8}$ in.
 Girt.....21 in.
 Price, 30 cents per foot.

DISCOUNT.....per cent.

GALVANIZED BELT MOULDINGS.



Fig. 94.

Height..... $4\frac{1}{4}$ in.
 Projection.....3 in.
 Girt.....12 in.
 Price, 16 cents per foot.



Fig. 95.

Height..... $4\frac{1}{4}$ in.
 Projection.....3 in.
 Girt.....12 in.
 Price, 17 cents per foot.

DISCOUNT.... .per cent.

Crating charged for at cost.

LINTEL CORNICE.

Made of Galvanized Steel.



No. 325.

Height 12 inches, projection 10 inches. Price per foot.....\$0.32
Mitres, each..... 1.00



No. 326.

Height 12 inches, projection 10 inches. Price per foot.....\$0.56
End Blocks, each..... 3.00



No. 327.

Height 18 inches, projection 10 inches. Price per foot.....\$0.62
End Blocks, each..... 3.50



No. 328.

Height 18 inches, projection 10 inches. Price per foot.....\$0.60
End Blocks, each..... 3.50

DISCOUNT.....per cent.




Fig. 233.

Height, 26 inches. Projection, 12 inches. Price per lineal foot....\$0.90
 End Truss, each..... 3.60
 Urns, each..... 2.40




Fig. 234.

Height, 20 inches. Projection, 8 inches. Price per lineal foot....\$0.75
 End Truss, each..... 3.60
 Urns, each..... 3.60




Fig. 235.

Height, 26 inches. Projection, 8 inches. Price per lineal foot....\$0.85
 End Truss, each..... 2.40
 Urns, each..... 3.60




Fig. 236.

Height, 28 inches. Projection, 10 inches. Price per lineal foot....\$1.00
 End Truss, each..... 4.20
 Urns, each..... 3.60

GALVANIZED CORNICE.




Fig. 237.

Height, 36 inches. Projection, 10 inches. Price per lineal foot . . . \$1.50
 End Truss, each 6.00
 Urns, each 3.60




Fig. 238.

Height, 40 inch. Projection, 16 inches. Price per lineal foot . . . \$2.10
 End Truss, each 6.00
 Urns, each 3.60




Fig. 329.

Height, 30 inches. Projection, 15 inches. Price per lineal foot....\$1.70
 End Truss, each..... 4.80




Fig. 330.

Height, 30 inches. Projection, 15 inches. Price per lineal foot....\$2.10
 End Truss, each..... 4.80




Fig. 331.

Height, 40 inches. Projection, 26 inches. Price per lineal foot....\$3.60
 End Truss, each..... 8.40
 Urns, each..... 6.00

GALVANIZED CORNICE.

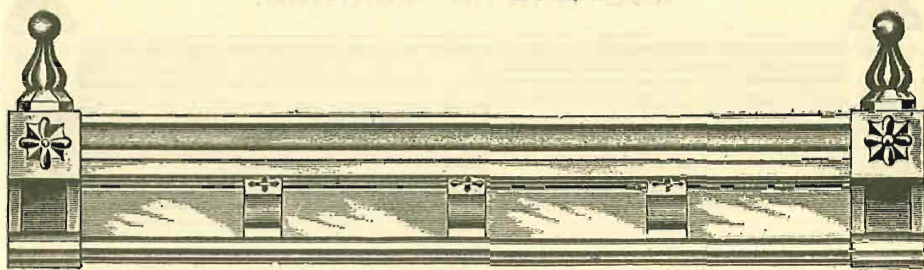


Fig. 96.

Height, 24 inches; Projection, 12 inches. Price per lineal foot.....\$1.00
 End Trusses, each..... 5.00
 Urns, each..... 2.20




Fig. 97.

Height, 24 inches; Projection, 12 inches. Price per lineal foot.....\$1.00
 End Trusses, each..... 4.80
 Urns, each..... 2.20

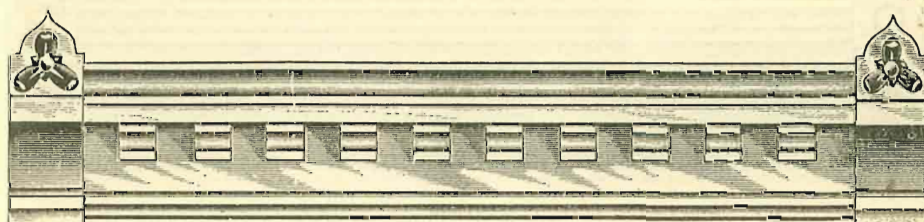


Fig. 98.

Height, 26 inches; Projection, 12 inches. Price per lineal foot.....\$1.00
 End Trusses, each..... 6.80




Fig. 99.

Height, 26 inches; Projection, 15 inches. Price per lineal foot.....\$1.00
 End Trusses, each..... 4.50

DISCOUNT..... per cent.

GALVANIZED CORNICE.




Fig. 100.

Height, 28 inches; Projection, 14 inches. Price per lineal foot.....\$1.60
 End Trusses, each.....7.20




Fig. 101.

Height, 26 inches; Projection, 12 inches. Price per lineal foot.....\$1.00
 End Trusses, each.....5.40




Fig. 102.

Height, 28 inches; Projection, 15 inches. Price per lineal foot.....\$0.90
 End Trusses, each.....5.00
 Urns, each.....2.20




Fig. 103.

Height, 20 inches; Projection, 10 inches. Price per lineal foot.....\$0.80
 End Trusses, each.....5.00
 Urns, each.....2.20

GALVANIZED CORNICE.




Fig. 104.

Height, 30 inches; Projection, 15 inches. Price per lineal foot.....\$1.80
 End Trusses, each.....\$4.65 Urns, each..... 2.20




Fig. 105.

Height, 36 inches; Projection, 20 inches. Price per lineal foot.....\$2.25
 End Trusses, each..... 7.20




Fig. 106.

Height, 28 inches; Projection, 15 inches. Price per lineal foot.....\$1.00
 End Trusses, each.....\$4.20 Urns, each..... 2.20




Fig. 107.

Height, 30 inches; Projection, 15 inches. Price per lineal foot.....\$1.70
 End Trusses, each..... 6.30

DISCOUNT.....per cent.

GALVANIZED CORNICE.




Fig. 108.

Height, 28 inches; Projection, 14 inches. Price per foot.....\$1.50
 Trusses, each.....6.00




Fig. 109.

Height, 32 inches; Projection, 14 inches. Price per foot.....\$1.80
 Trusses, each.....6.00




Fig. 110.

Height, 30 inches; Projection, 12 inches. Price per lineal foot.....\$2.50
 End Trusses, each.....6.00
 Mitres, each.....3.00

DISCOUNT.....per cent.



Fig. 239.

Length, 8 feet. Height in center, 4 feet 6 inches.....\$20.00
 8-inch Letters, each.....70 cents.




Fig. 240.

Length, 8 feet 6 inches. Height in center, 4 feet.....\$30.00
 8-inch Letters, each.....70 cents.

CORNICE PEDIMENTS.



Fig. 111.

Length, 8 feet 8 inches; Height in center, 3 feet 1 inch. Price.....\$32.00
 Includes Urns and Top Cover.
 8-inch figures, each..... .70




Fig. 112.

Length, 8 feet; Height in center, 4 feet. Price.....\$24.00
 Letters, 8-inch, each..... .70




Fig. 113.

Length, 9 feet; Height, 3 feet 2 inches. Price.....\$33.60
 DISCOUNT..... per cent.

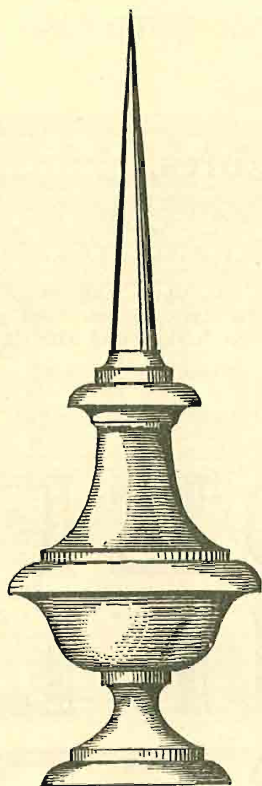


Fig. 241.

Height, 48 in.; Diam. 16 in.

Price, in parts.....\$ 8.40
 Price, complete..... 10.80

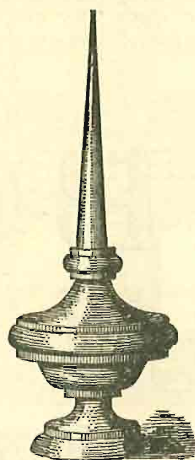


Fig. 242.

Height, 30 in.; Diam. 10 in.

Price, in parts.....\$6.00
 Price, complete..... 8.40

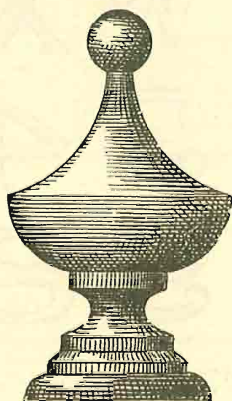


Fig. 243.

Height, 25 in.; Diam. 14 in.

Price, in parts.....\$7.20
 Price, complete..... 9.00

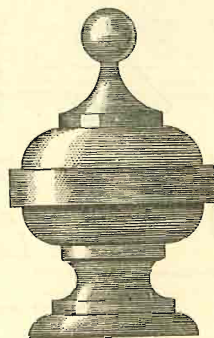


Fig. 244.

Height, 21 in.; Diam. 13 in.

Price, in parts.....\$6.00
 Price, complete..... 8.40

Letters and Figures.

Roman Style.

These Letters and Figures are stamped in copper and zinc, and are intended for cornice makers and sign painters. When used on wooden signs they are tacked on the wooden background with light wire nails. Prices quoted are for zinc.

Made in 6 and 12 inch sizes.



PRICE LIST.

6 inch size, Roman Style, each, 38 cents.

12 " " " " " " 70 cents,

GALVANIZED SHEET STEEL BUILDING FRONTS.


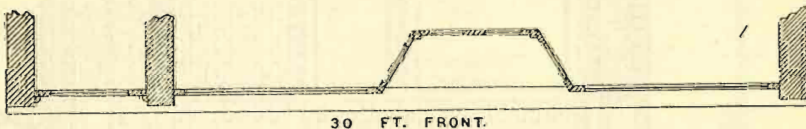


Fig. 335.

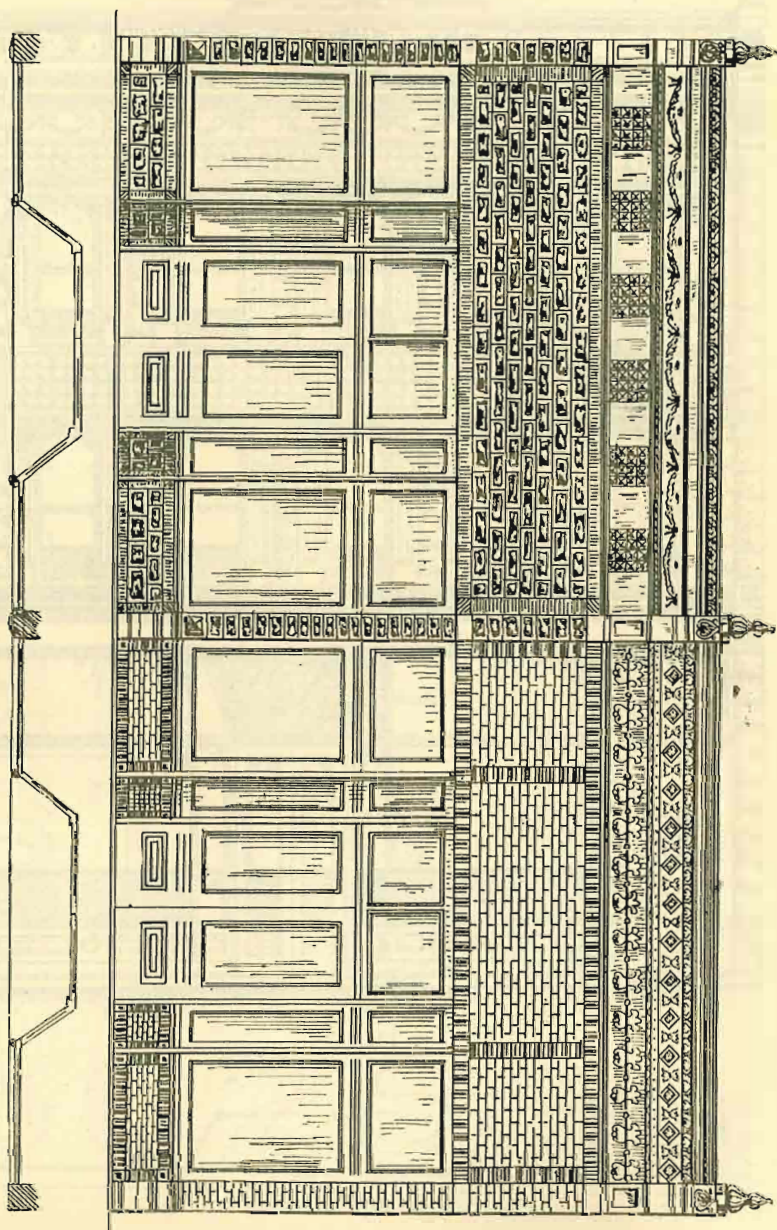


30 FT. FRONT.

Shows frame building with our Rock-Faced Stone Siding, galvanized steel trimmings and Rock-Faced Pilasters lower story.

Write for Prices.

Fig. 373.






Fig. 374.




Fig. 375.

WINDOW AND DOOR CAPS.




Fig. 122.
Price, \$3.00

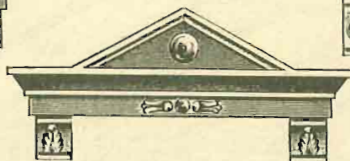


Fig. 114.
Price, \$4.25




Fig. 125.
Price, \$4.00




Fig. 117. Price, \$2.90



Fig. 115. Price, \$4.25




Fig. 124.
Price, \$4.30



Fig. 118.
Price, \$5.00



Fig. 120.
Price, \$4.50

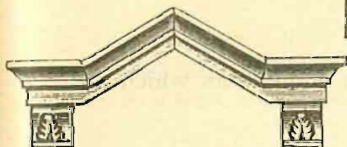


Fig. 126. Price, \$4.50




Fig. 123. Price, \$4.50

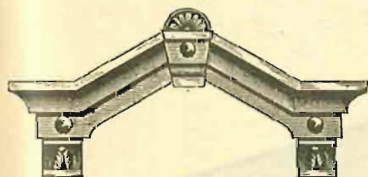


Fig. 119.
Price, \$5.40



Fig. 116. Price, \$5.40



Fig. 121.
Price, \$5.40

The above prices for Window and Door Caps are for openings from 30 to 40 inches between brick, larger openings charged extra. The square head Window and Door Caps, illustrated above, can be changed to segment at an expense of \$1.00 additional each. Directions for ordering Window and Door Caps: Specify if Caps are wanted for Square, Segment or Circular Head Openings. Give radius for circular and segment head opening. Always state width of opening between brick in inches, and give distance frame is recessed from face of wall. State if Caps are built in brick work or put up on building already erected, as a difference in construction is necessary.

DISCOUNT.....per cent.

SKYLIGHTS.

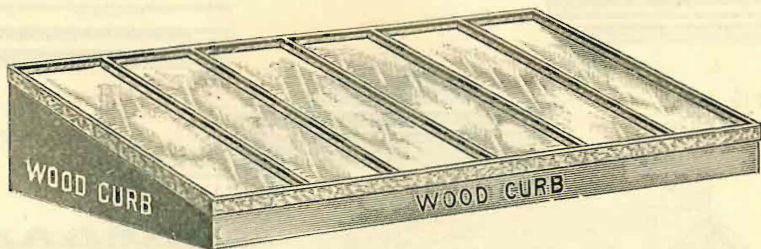


Fig. 181.

Single Pitch Skylight, wood curb not furnished. In ordering state whether bars run long or short way. This skylight can be hinged and used as a scuttle.

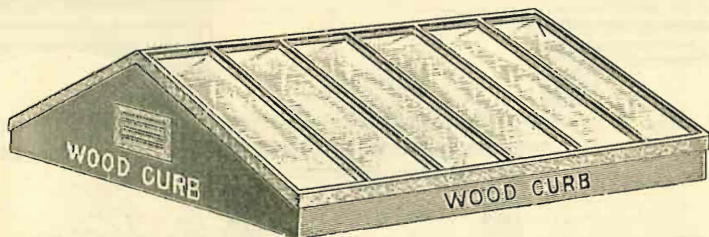


Fig. 245.

Double Pitch Skylight, with movable Louvre Ventilators which are extra. Wood curb not furnished.

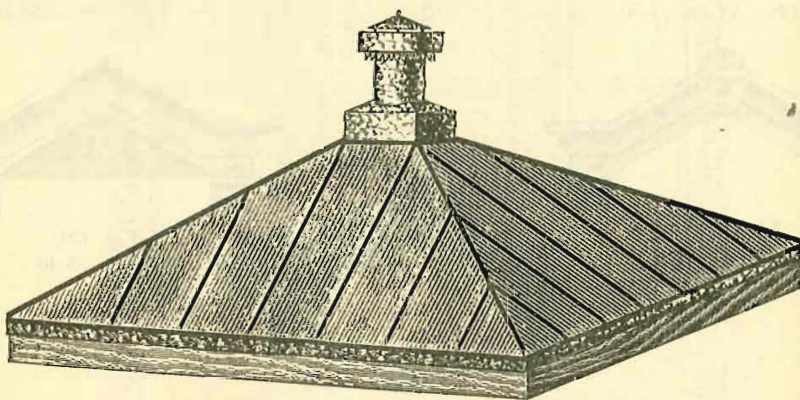


Fig. 246.

Hipped Skylight, with Tubular Ventilator, which is extra. In ordering skylights give outside measure of curb and thickness.

Wood Curb not furnished.

PHOTOGRAPHERS' SKYLIGHTS A SPECIALTY.

SKYLIGHTS.

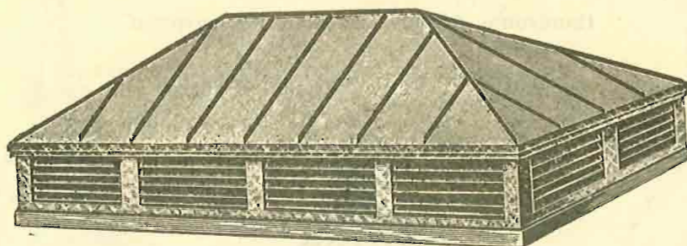


Fig. 247.

Hipped Turret Skylight, with stationary Louvre Ventilators.

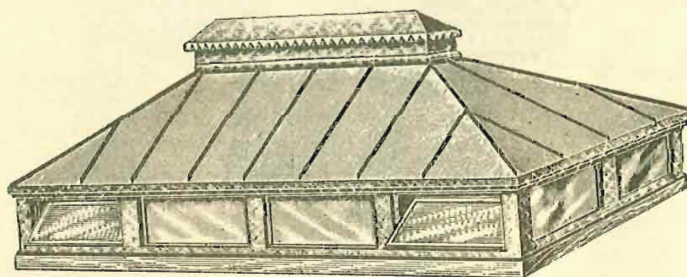


Fig. 248.

Hipped Turret Skylight, with Ridge Ventilator and self-locking apparatus at sides controlled from below. When ridge is over 4 feet, use two Tubular Ventilators.

SIZE.	Single Pitch. Ventilator Fig. 181.	Double Pitch Louvre Ventilator Extra. Fig. 245.	Hipped Tubular Ventilator Extra. Fig. 246.	Hipped Turret with Stationary Louvre Ventilator Fig. 247.	Hipped Turret with Ridge Ventilator Fig. 248.	Tubular Ventilators, as shown. Fig. 246.		Louvre Ventilators, as shown. Fig. 245.	
3 x 3 ft.	\$ 7.20	\$ 7.80	\$ 8.80	6 inches	\$3.00	10 x 14	\$2.50
3 x 4 ft.	8.80	9.90	10.40	8 "	4.00	12 x 16	3.00
3 x 5 ft.	9.40	10.50	12.20	\$ 26.40	\$ 43.00	10 "	5.00		
3 x 6 ft.	11.30	11.90	13.90	29.00	46.20	12 "	6.20		
4 x 4 ft.	9.80	10.40	12.40	26.40	43.60				
4 x 5 ft.	11.80	12.50	14.50	31.60	52.50				
4 x 6 ft.	12.40	13.80	16.50	36.20	56.40				
4 x 7 ft.	13.60	15.70	19.00	39.50	60.60				
4 x 8 ft.	14.40	18.50	22.00	43.60	75.50				
5 x 5 ft.	12.20	13.60	16.70	37.80	54.80				
5 x 7 ft.	14.20	17.90	21.10	44.20	64.60				
5 x 8 ft.	18.30	19.50	23.50	50.20	70.70				
5 x 9 ft.	20.90	21.50	26.00	54.20	78.40				
5 x 10 ft.	23.75	24.00	29.90	57.40	87.40				
5 x 11 ft.	25.80	28.60	35.20	61.80	106.90				
6 x 6 ft.	14.30	16.90	19.00	46.50	65.00				
6 x 7 ft.	16.30	19.60	21.25	51.40	76.00				
6 x 8 ft.	19.00	22.10	24.00	55.00	83.00				
6 x 10 ft.	22.20	30.00	33.00	67.80	97.00				
6 x 12 ft.	26.50	33.80	41.30	87.50	105.00				
8 x 14 ft.	37.20	46.20	53.90	98.40	116.40				
8 x 10 ft.	36.20	40.00	52.60	80.00	129.30				
8 x 12 ft.	43.40	48.50	64.00	92.80	141.60				
8 x 14 ft.	47.50	64.20	71.60	105.00	162.30				

In ordering, state whether Skylights are wanted with or without Ventilators.

Prices quoted are for Skylights made of Galvanized Steel complete, in as large sections as convenient for transportation, together with Glass, which is shipped separate, cut to size, ready for glazing. Wood curb and putty not included.

DISCOUNT.....per cent.

THE COLUMBIA VENTILATOR AND CHIMNEY CAP.

Handsome, Simple, Durable, Storm-proof.

MADE OF GALVANIZED STEEL.

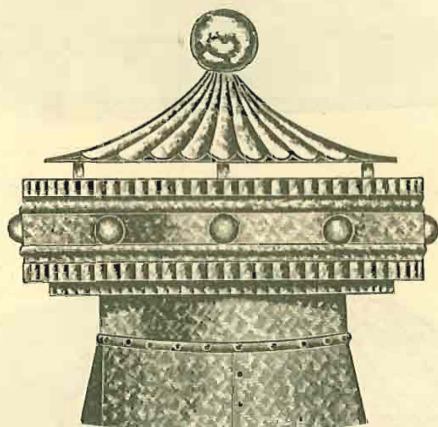


Fig. 249.

PRICE LIST.

Diameter.	Price Galvanized.	Diameter.	Price Galvanized.	Diameter.	Price Galvanized.
2 inch.....	\$1.00	6 inch	\$ 3.40	18 inch.....	\$ 27.00
2½ "	1.00	7 "	4.00	20 "	33.00
3 "	1.50	8 "	4.65	24 "	40.00
3½ "	1.50	9 "	5.20	30 "	55.00
4 "	1.75	10 "	5.75	36 "	120.00
4½ "	2.00	12 "	6.75	40 "	180.00
5 "	2.50	14 "	13.00	48 "	240.00
5½ "	2.85	16 "	20.00	60 "	360.00

DISCOUNT.....per cent.

It is superior to all others for ventilation of Churches, School Houses, Public Buildings, Residences, Out-Houses, Stables, etc., also for Factories, Cotton and Woolen Mills, Machine Shops, Foundries and Dry Houses, and Buildings of all kinds.

Chimney draughts increased.

Smoky and gassy chimneys and down draughts cured. Bases will be made to fit any roof or chimney, either square or oblong, of any size required, but the bases are *extra*, according to size and capacity.

The ventilator cap must have as great a capacity as the flue or opening on which it is to be placed to obtain satisfactory results.

Prices on Copper on Application.

BARN VENTILATORS.

Made of No. 24 Galvanized Steel.

No barn or factory is complete without ventilators. We make three different styles, and four different sizes. The corners of base and cone top are bracketed with bar iron, which makes them strong and durable. When ordering state which style is wanted.




Fig. 170.

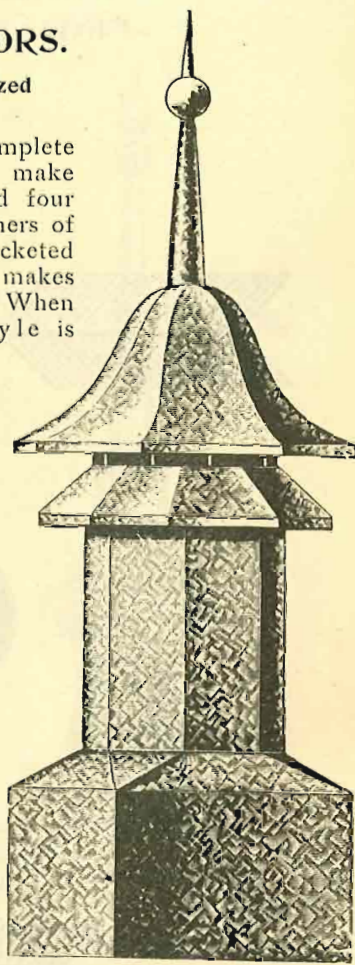


Fig. 171.

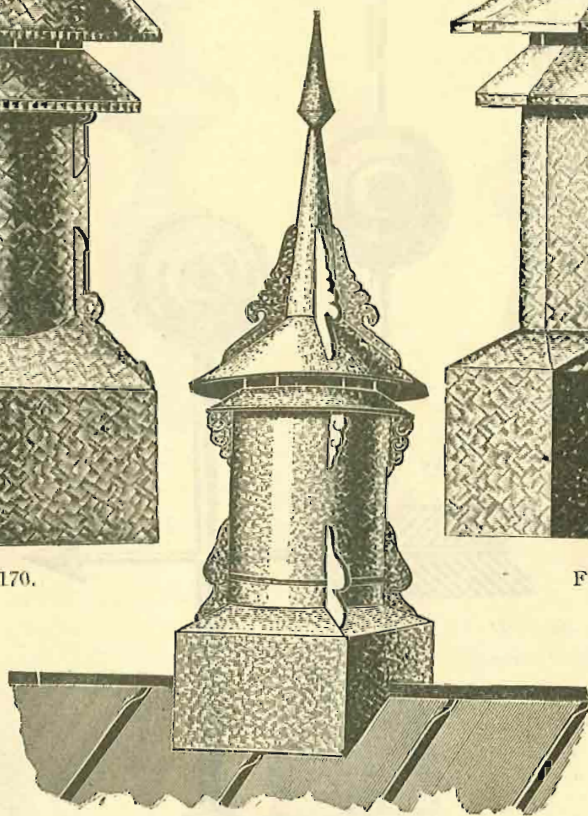


Fig. 172.

Size.

PRICE LIST.

No. 1—18-inch Base, 12-inch Drum, 5 feet high.....	\$12.75
No. 2—22-inch Base, 15-inch Drum, 6½ feet high.....	15.00
No. 3—28-inch Base, 21-inch Drum, 8½ feet high.....	18.00
No. 4—35-inch Base, 29-inch Drum, 11 feet high.....	22.50

Crating charged for at cost.

DISCOUNT.....per cent.

FINIALS AND WEATHERVANES.

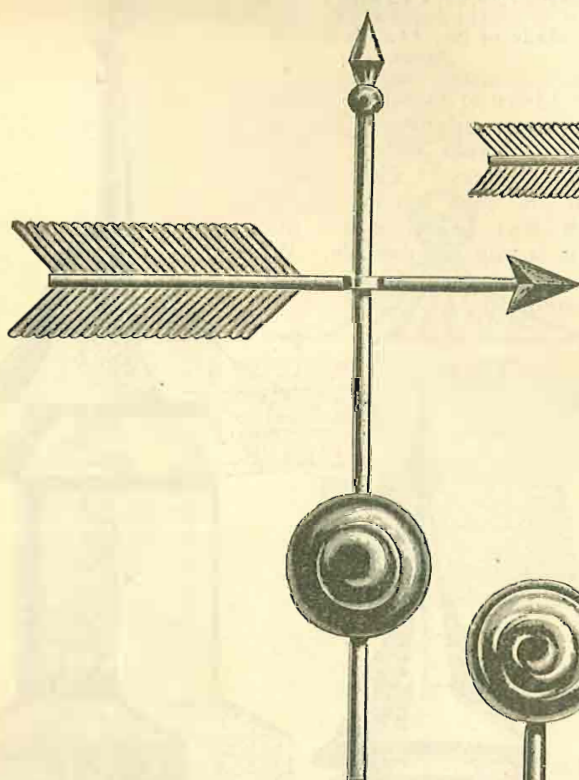


Fig. 134.
Height, 4 feet. Price \$8.40

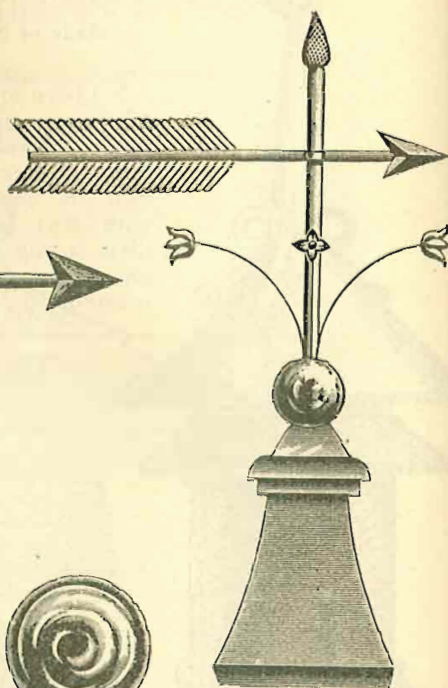


Fig. 135.
Height, 3 ft. 6 in.
Price, \$9.60

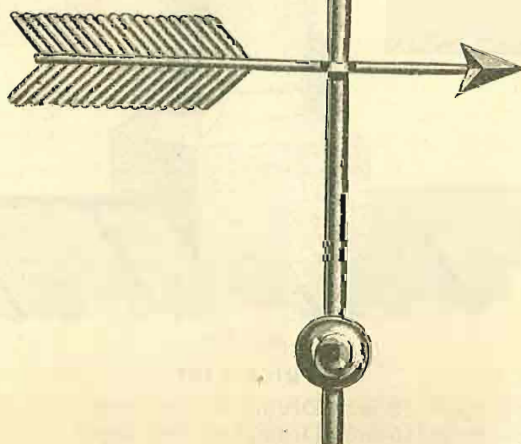


Fig. 136.
Height, 4 ft. Price, \$8.40.
DISCOUNT.....per cent.
Crating Extra at Cost.

FINIALS AND WEATHERVANES.

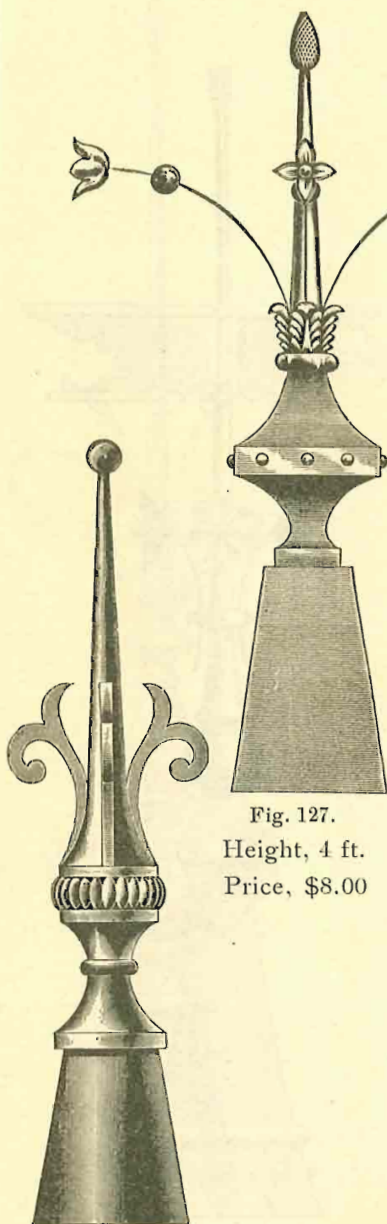


Fig. 127.
Height, 4 ft.
Price, \$8.00




Fig. 129.
Height, 4 ft.
Price, \$8.40

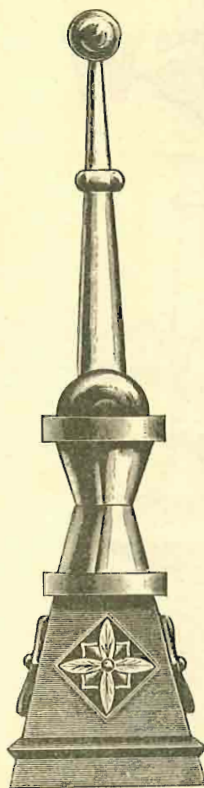


Fig. 130.
Height, 4 ft.
Price, \$7.70

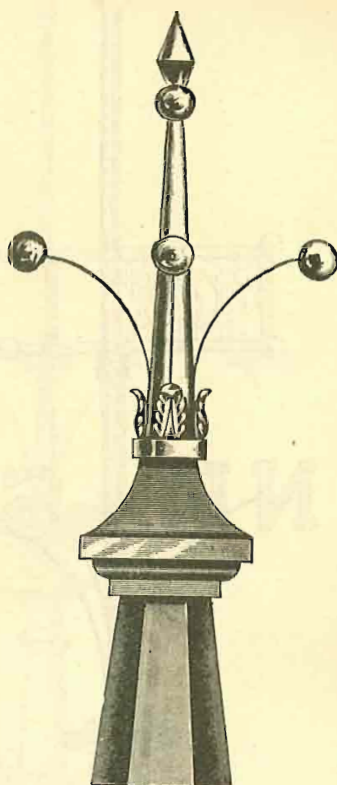


Fig. 128.
Height, 4 ft.
Price, \$8.00

We can add any other shaped base at slight additional charge.

DISCOUNT.....per cent.

Crating Extra at Cost.




Fig. 250.

Height, 6 feet 6 inches.

Price, each, \$30.00

We can change shape of base for additional charge.

Crating Extra at Cost.

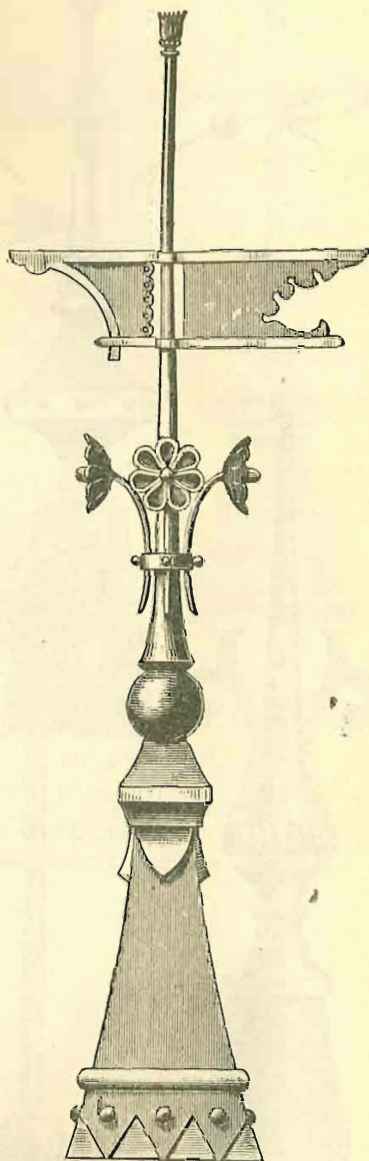


Fig. 251.

Height, 6 feet.

Price, each, \$32.40




Fig. 253.

Height, 8 feet.

Price, each, \$36.00




Fig. 252.

Height, 8 feet.

Price, each, \$38.40

We can change shape of base for additional charge.

Crating Extra at Cost.




Fig. 254.

Height, 66 inches.
Price, each, \$20.40




Fig. 255.

Height, 60 inches.
Price, each, \$14.40

We can change base for additional charge.

Crating Extra at Cost.




Fig. 256.

Height, 5 ft.
Price, \$28.00
each.

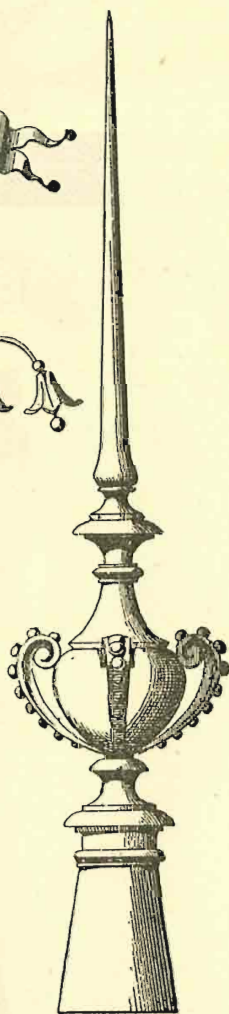


Fig. 257.

Height, 63 in.
Price, \$18.00
each.




Fig. 258.

Height, 4 ft.
Price, \$12.00
each.

We can change base for additional charge.

Crating Extra at Cost.



Fig. 259.

Height, 6 ft.
 Price, \$17.50
 each.

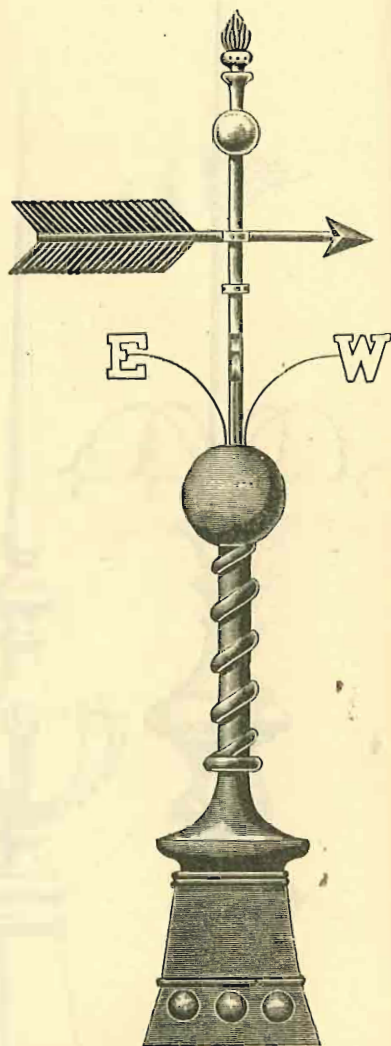


Fig. 260.

Height, 6 ft.
 Price \$20.00
 each.

We can change base for additional charge.

Crating Extra at Cost.




Fig. 261.

Height, 6 feet 6 inches.

Price, each, \$42.00

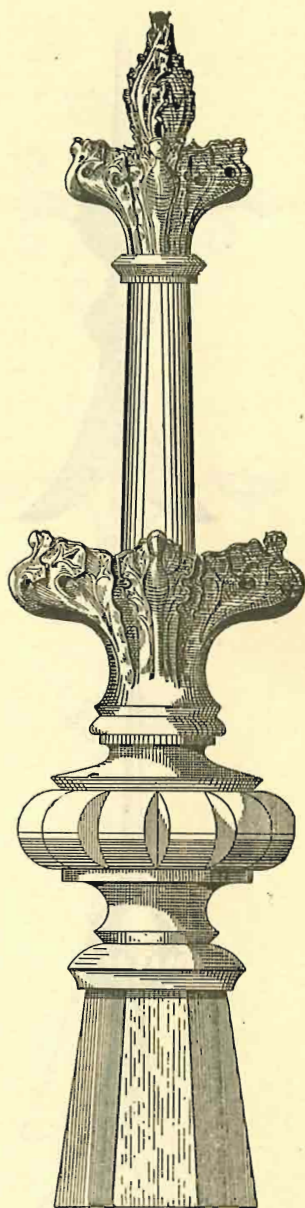


Fig. 262.

Height, 7 feet 6 inches.

Price, each, \$48.00

We can change base for additional charge.

Crating Extra at Cost.




Fig. 382.

Height, 5 feet.

\$11.00 each.




Fig. 383.

Height, 5 feet.

\$11.00 each.


We can change base for additional charge.

Crating Extra at Cost.

PRICE LIST.


Ornamental Galvanized Steel Ridgings.

Fig. 140.




Height.....	4 $\frac{3}{4}$ inches.....	6 inches.....	8 inches
Girt.....	12 inches.....	15 inches.....	20 inches
Apron.....	2 $\frac{1}{2}$ inches.....	3 $\frac{1}{2}$ inches.....	4 $\frac{1}{2}$ inches
Price.....	.15 per ft.....	.19 per ft.....	.30 per ft.

Fig. 141.




Height.....	4 $\frac{1}{2}$ inches.....	6 inches.....	8 inches
Girt.....	12 inches.....	15 inches.....	20 inches
Apron.....	2 $\frac{1}{2}$ inches.....	3 inches.....	4 $\frac{1}{2}$ inches
Price.....	.15 per ft.....	.19 per ft.....	.30 per ft.

Fig. 142.



Height.....	6 $\frac{3}{4}$ inches.....	8 inches.....	10 inches
Girt.....	15 inches.....	20 inches.....	24 inches
Apron.....	3 inches.....	4 inches.....	4 $\frac{1}{2}$ inches
Price.....	.19 per ft.....	.25 per ft.....	.36 per ft.

Fig. 143.



Height.....	8 inches.....	9 $\frac{1}{2}$ inches.....	12 inches
Girt.....	20 inches.....	24 inches.....	30 inches
Apron.....	4 $\frac{1}{2}$ inches.....	5 inches.....	6 $\frac{1}{2}$ inches
Price.....	.26 per ft.....	.31 per ft.....	.45 per ft.

DISCOUNT.....per cent.

CRESTINGS AND FINIALS.

When ordering give Pitch of Roof.




Fig. 150.

Finial, 22 inches high. Price.....\$2.60
 Cresting, 12 inches high.....62 cents per foot.

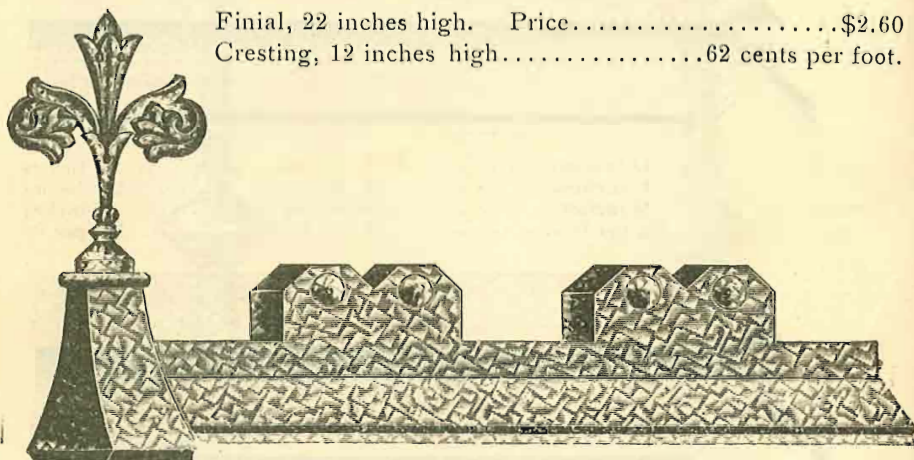


Fig. 151.

Finial, 28 inches high. Price.....\$5.30
 Cresting, 11 inches high.....67 cents per foot.

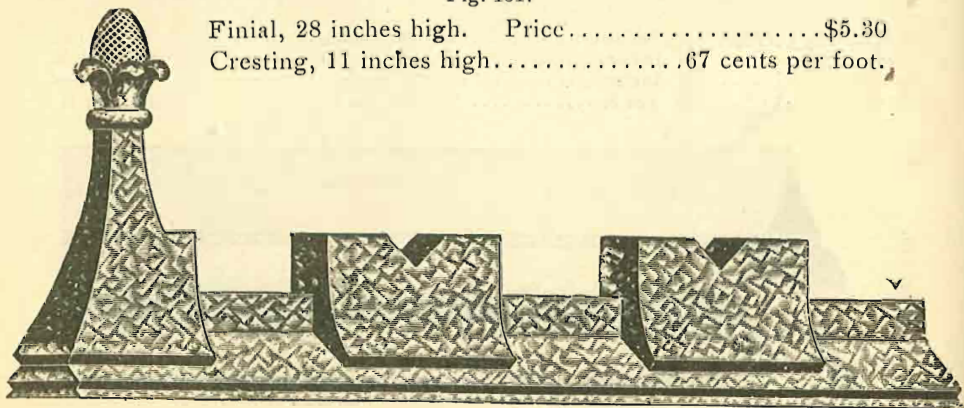


Fig. 152.

Finial, 22 inches high. Price.....\$3.55
 Cresting, 10 inches high78 cents per foot.

DISCOUNT.....per cent.

CRESTINGS AND FINIALS.

When ordering give Pitch of Roof.




Fig. 153.

Finial, 25 inches high. Price.....\$2.25
 Cresting, 11½ inches high46 cents per foot.

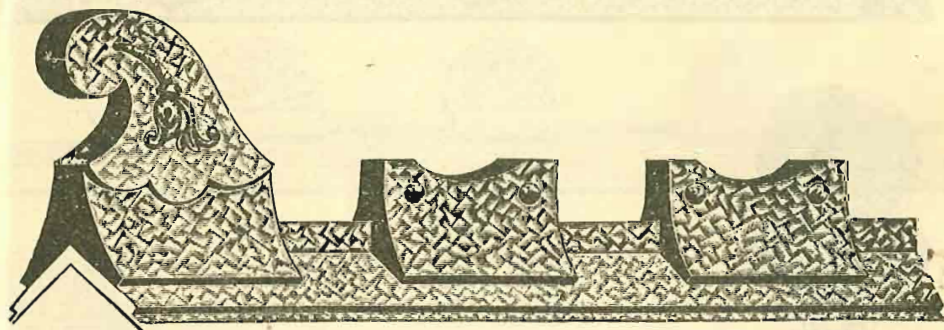


Fig. 154.

Finial, 18 inches high. Price.....\$2.55
 Cresting, 10½ inches high.....65 cents per foot.




Fig. 155.

Finial, 18 inches high. Price.....\$2.15
 Cresting, 11 inches high.....69 cents per foot.

DISCOUNT.....per cent.

CRESTINGS.




Fig. 156.




Fig. 157.

PRICE LIST.

Fig. 156, Galvanized Cresting, per foot.....	\$0.56
Fig. 157, Galvanized Cresting, per foot.....	.50
Fig. 156, Galvanized Finial, 2 feet 6 inches high.....	6.60
Fig. 157, Galvanized Finial, 2 feet 8 inches high.....	6.30
DISCOUNT.....	per cent.

CRESTING.

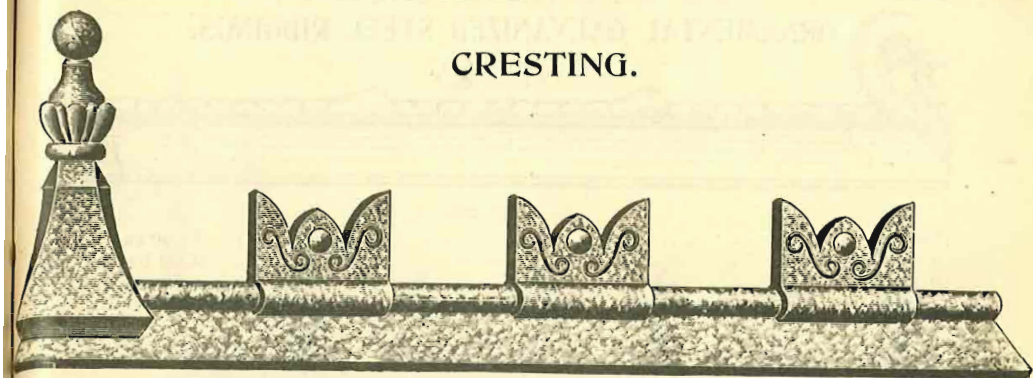


Fig. 269.

Finial, 21 inches high. Price.....\$2.80 each.
 Cresting.....56 cents per foot.

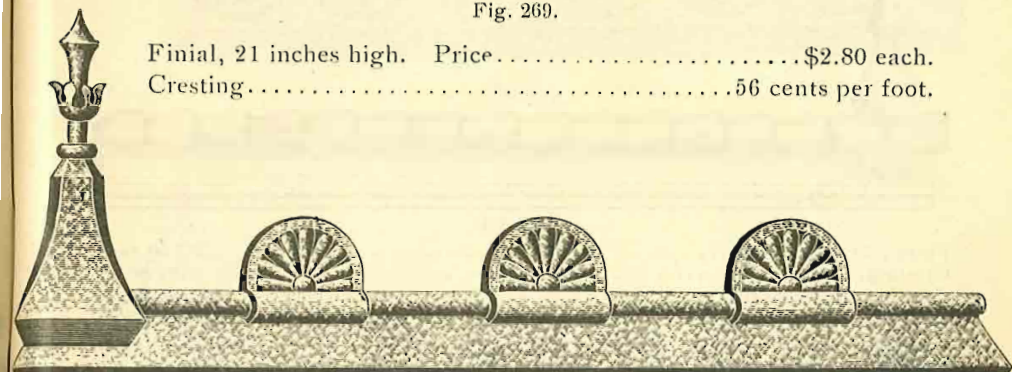


Fig. 270.

Finial, 22 inches high. Price.....\$2.60 each.
 Cresting.....56 cents per foot.

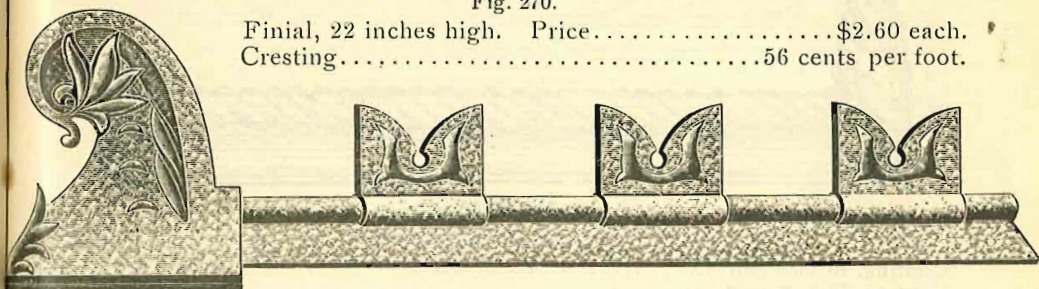


Fig. 271.

Finial, 21 inches high. Price.....\$4.20 each.
 Cresting.....56 cents per foot.




Fig. 272.

Finial, 15 inches high. Price....\$2.70 each. Cresting....56 cents per foot.




Fig. 266.

Finial.....	\$2.50 each.
8 in. Girt.....	\$0.24 per ft.
10 in. Girt.....	.30 per ft.
12 in. Girt.....	.36 per ft.




Fig. 384.

Finial, 18 inches high.....	\$2.50 each.
Cresting, 8 inch Girt.....	.24 per ft.
Cresting, 10 inch Girt.....	.30 per ft.
Cresting, 12 inch Girt.....	.36 per ft.

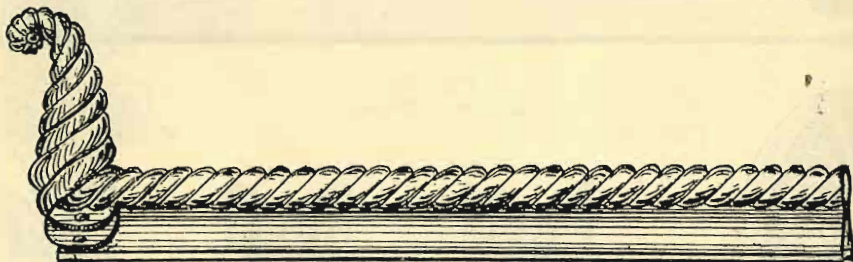


Fig. 385.

Finial, 18 inches high.....	\$2.50 each.
Cresting, 8 inch Girt.....	.24 per ft.
Cresting, 10 inch Girt.....	.30 per ft.
Cresting, 12 inch Girt.....	.36 per ft.

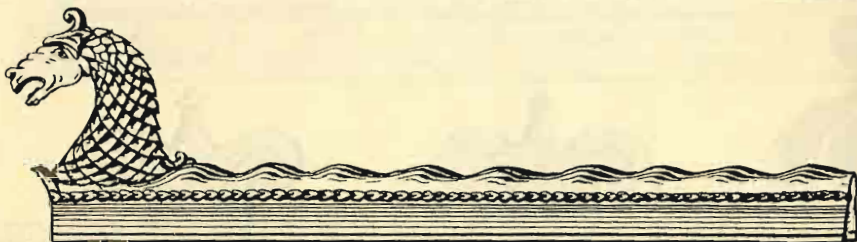


Fig. 386.

Finial, 18 inches high.....	\$4.50 each.
Cresting, 8 inch Girt.....	.24 per ft.
Cresting, 10 inch Girt.....	.30 per ft.
Cresting, 12 inch Girt.....	.36 per ft.

CRESTING.




Fig. 273.

Finial, 24 inches high. Price, each.....\$3.60
 Cresting, 12 inches high.....\$1.00 per ft.

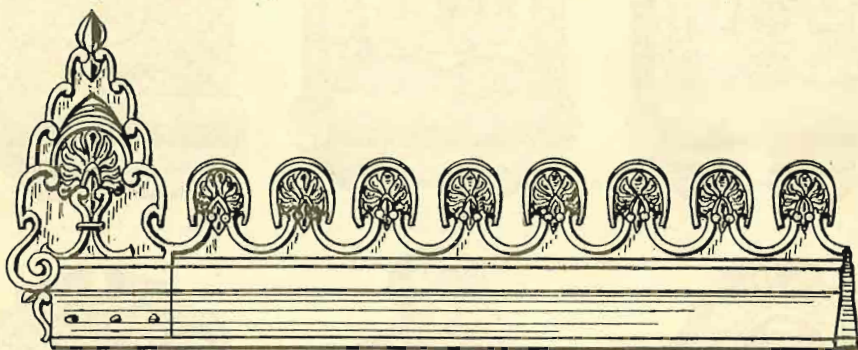


Fig. 274.

Finial, 21 inches high. Price, each.....\$2.00
 Cresting, 12 inches high.....\$1.00 per ft.


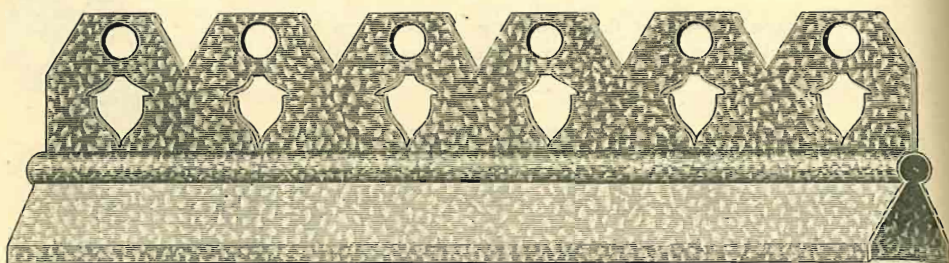


Fig. 275.

Finial, 24 inches high. Price, each.....\$2.00
 Cresting, 12 inches high.....\$1.00 per ft.

CRESTINGS.




SOUTHER'S PATENT.

Fig. 147.

This style is made 8, 10 and 14 inches high, intended for any height building.

8 inches.....	25 cents per foot
10 inches.....	34 cents per foot
14 inches.....	40 cents per foot



SOUTHER'S PATENT.

Fig. 148.

This style is made 8, 10 and 14 inches high, intended for any Height building.

8 inches.....	30 cents per foot.
10 inches.....	40 cents per foot.
14 inches.....	46 cents per foot.

Roll can be attached to either kind of Cresting.



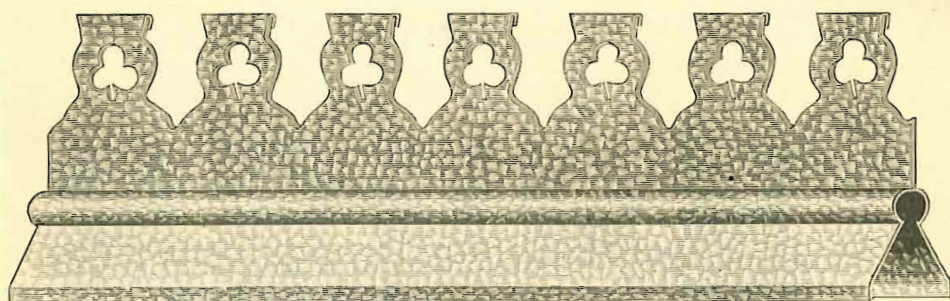
SOUTHER'S PATENT.

Fig. 149.

This style is made 8, 10 and 14 inches high, intended for any height building.

8 inches.....	30 cents per foot.
10 inches.....	40 cents per foot.
14 inches.....	46 cents per foot.


WRITE FOR DISCOUNTS.



SOUTHER'S PATENT.

Fig. 276.

8 inch.....	25 cents per foot.
10 inch.....	34 cents per foot.



SOUTHER'S PATENT.

Fig. 277.

8 inch.....	25 cents per foot.
10 inch.....	34 cents per foot.
14 inch.....	40 cents per foot.

DECKING.




Fig. 278.

Used to ornament verandas and decks of roofs. Made in two sizes
10 and 15 inch to suit the different styles of Cresting.

10 inch.....	20 cents per foot.
15 inch.....	25 cents per foot.




Fig. 387. KNOX'S PATENT.

These Cuts show Patent Water-proof Cresting.

We can make this Cresting in any of the patterns as shown on pages 101-102-103. Cut No. 387 shows the Water-proof Ridge, and Cut No. 388 shows Ridge with Cresting attached as shipped.

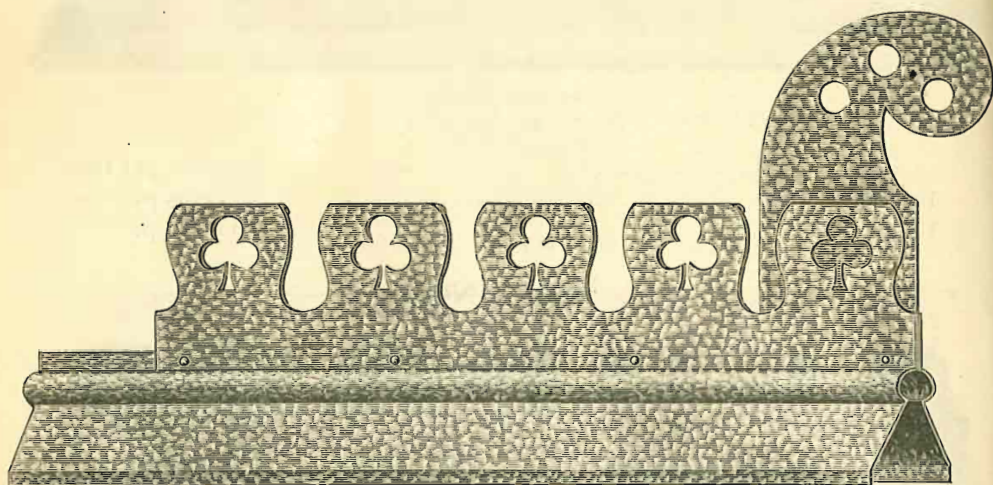
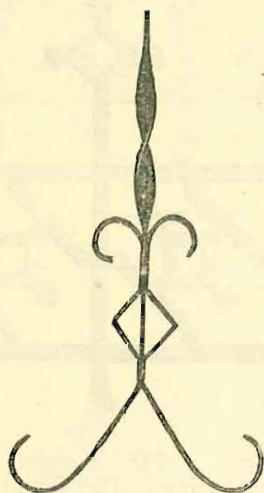


Fig. 388. KNOX'S PATENT.

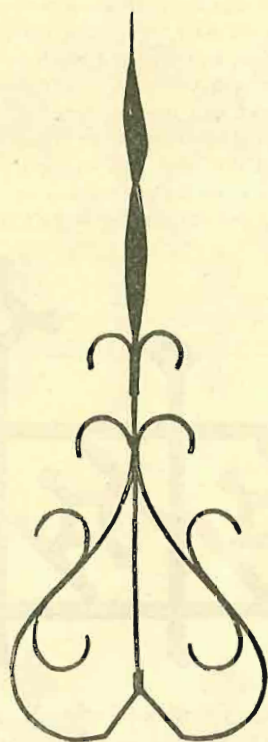
8 inches high over all.....	35 cents per foot.
10 inches high over all.....	40 cents per foot.
14 inches high over all.....	50 cents per foot.
Scroll	50 cents each.

FINIALS.



No. 0.

Fig. 280....\$1.20 each.



No. 1

Fig. 281.

No. 1....\$1.40 each.

No. 2.... 2.50 "




Fig. 282. DECKING MITRE.

10 inch.....60 cents each.

15 inch.....80 cents each.

Can furnish to suit any style Cresting at above prices.

Cast Iron Roof Cresting.

Directions for Setting.

Put one inch blocks, three inches square, every two or three feet apart, and have them tinned over to prevent leaking; then nail on top of them one inch strips three inches wide, and set the Cresting on it. If there is a pitch to the roof, the blocks and strips can be beveled off, so as to make it level. For the ridge a three-inch strip can be nailed down and the Cresting set on that, or the Cresting can be made with pitched feet, to go either side of the ridge, costing fifteen cents per foot extra. Send a diagram or plan of the roof, and we will fit and paint it before shipping, and number each section of Cresting so that any one can easily set it in position. Screws and bolts are furnished and shipped with the Cresting.

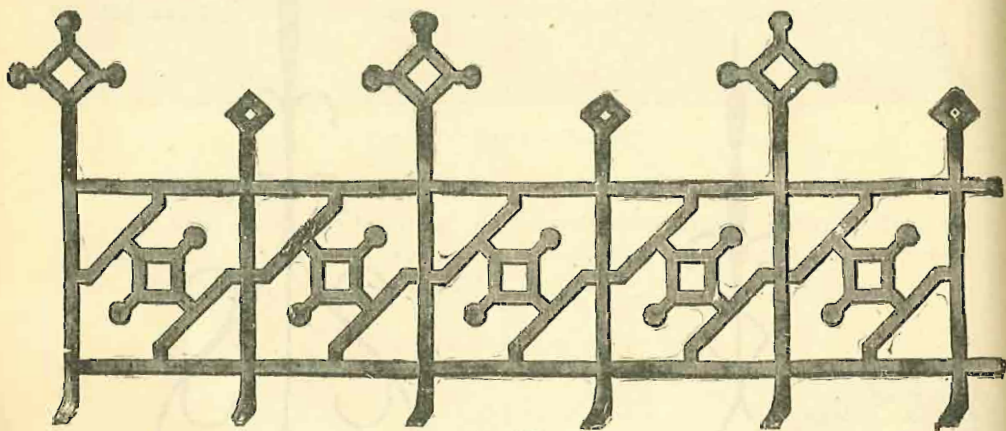


Fig. 341.

Cresting, 15 inches high.....per lineal foot, 40c.

Have your customers order Finials with Cresting. The Finials give it a finished appearance.




Fig. 342.

Crestings, 15 inches high.....per lineal foot, 45c.

Crestings, 20 inches high.....per lineal foot, 55c.

This is a good pattern for porches, piazzas, ridges, etc.

Cast Iron Roof Cresting.




Fig. 343.

Cresting, 15 inches high.....	per lineal foot, 40c.
“ 18 “ “	“ “ 50c.
“ 25 “ “	“ “ 70c.
“ 30 “ “	“ “ 85c.
“ 35 “ “	“ “ 95c.




Fig. 344.

Cresting, 10 inches high.....	per lineal foot, 35c.
“ 24 “ “	“ “ 70c.
“ 30 “ “	“ “ 75c.
“ 34 “ “	“ “ 80c.

Cast Iron Roof Cresting.




Fig. 345.

Cresting, 18 inches high.....	per lineal foot, 50c.
" 24 "	" " 65c.
" 30 "	" " 70c.

This is a handsome pattern for large, fine residences.



Fig. 346 Finial
Each, \$1.50
Width, 9 inches.

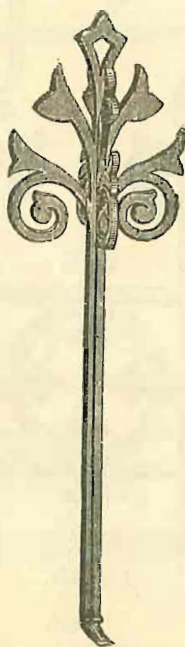


Fig. 347 Finial
Each, \$1.50
Width, 8½ inches.





Fig. 349 Finial
Each, \$1.00
Width, 6 inches.

Finials support the Cresting and give it a finished appearance.

Price List Galvanized Roll Cap.

Fig. 138.



Diameter of Roll.....	1½ in.	2 in.	2½ in.	3 in.
Width of Apron.....	2 in.	2½ in.	3 in.	3½ in.
Girt.....	8 in.	10 in.	12 in.	15 in.
Price per foot.....	16 cts.	19 cts.	23 cts.	28 cts.
Discount.....	per cent.			

Galvanized Angle Cap.

Made of Galvanized Steel. In three sizes.

Fig. 139.



3 inch Apron ; Girt, 6 inches.	Price per foot.....	13 cts.
3½ inch Apron ; Girt, 7 inches.	Price per foot.....	14 cts.
4 inch Apron ; Girt, 8 inches.	Price per foot.....	16 cts.

Galvanized Valley.

Eight-Foot Lengths.



Fig. 187.

PRICE LIST.

10-inch girt, per foot...	.25
12-inch girt, per foot...	.30
14-inch girt, per foot...	.35
16-inch girt, per foot...	.40
20-inch girt, per foot...	.50




Fig. 188.

FLAT SEAM TIN ROOFING.

For Flat Roofs. Sheets to be Soldered as Applied.




Fig. 189.

IC.....	per square, \$....
IX.....	per square,

A square contains 28 sheets, 20 inches wide by 28 inches long. The sheets are squared, notched, edged and painted red on under side.

We furnish free, unless otherwise ordered, one pound of tin cleats and three-quarters of a pound of nails.

This roofing takes about $3\frac{1}{2}$ pounds of solder for each square. Solder shipped when ordered and charged for extra.

Tools for applying not loaned or carried in stock.

TIN FLASHINGS.

Cut to Size and Painted Red on Both Sides.



Fig. 190.

LIST PRICE PER HUNDRED PIECES.

	4x5 in.	5x7 in.	7x10 in.
IC.....	\$0.60	\$0.90	\$1.65
IX.....	1.00	1.25	2.50

100 pieces in each bundle.

Carpenters, builders and slaters will find this a cheap way of buying flashing.

TIN VALLEYS AND GUTTERS.

LIST PRICE PER LINEAL FOOT.

	10 in. wide.	14 in. wide.	20 in. wide.	28 in. wide.
IC.....	.03	.04 $\frac{1}{2}$.06	.09
IX.....	.05	.07	.09	.12
Galvanized Steel.....	.12 $\frac{1}{2}$.17 $\frac{1}{2}$.25	.35




Fig. 191.

The tin is soldered and painted.

The galvanized simply locked together.

**COST OF TIN FOR STANDING SEAM ROOFING
WITH 20 x 28 TIN.**

Price per Box.	Cost per Square.	Price per Box.	Cost per Square.	Price per Box.	Cost per Square.
\$ 7 00	\$ 1 89	\$11 50	\$ 3 09	\$16 00	\$ 4 29
7 25	1 95	11 75	3 15	16 25	4 36
7 50	2 02	12 00	3 21	16 50	4 42
7 75	2 08	12 25	3 28	16 75	4 49
8 00	2 15	12 50	3 35	17 00	4 56
8 25	2 21	12 75	3 42	17 25	4 62
8 50	2 28	13 00	3 48	17 50	4 69
8 75	2 34	13 25	3 55	17 75	4 76
9 00	2 41	13 50	3 62	18 00	4 82
9 25	2 47	13 75	3 68	18 25	4 89
9 50	2 55	14 00	3 75	18 50	4 96
9 75	2 61	14 25	3 82	18 75	5 02
10 00	2 68	14 50	3 89	19 00	5 09
10 25	2 74	14 75	3 96	19 25	5 16
10 50	2 82	15 00	4 02	19 50	5 23
10 75	2 88	15 25	4 09	19 75	5 30
11 00	2 95	15 50	4 15	20 00	5 36
11 25	3 02	15 75	4 22		

112 sheets 14 x 20 will cover 174 square feet, allowing 1 inch for cross lock and $1\frac{1}{2}$ inches on one side and $1\frac{1}{4}$ inches on the other side of the sheet for standing seam.

112 sheets 20 x 28 will cover 373 square feet, making same allowance for lock and seam as above.

65 sheets 14 x 20 or $30\frac{1}{2}$ sheets 20 x 28 cover 100 square feet.

**COST OF TIN FOR FLAT SEAM ROOFING.
WITH 20 x 28 TIN.**

Price per Box.	Cost per Square.	Price per Box.	Cost per Square.	Price per Box.	Cost per Square.
\$ 7 00	\$ 1 75	\$11 50	\$ 2 88	\$16 00	\$ 4 01
7 25	1 81	11 75	2 94	16 25	4 07
7 50	1 88	12 00	3 00	16 50	4 13
7 75	1 95	12 25	3 07	16 75	4 20
8 00	2 01	12 50	3 13	17 00	4 26
8 25	2 07	12 75	3 19	17 25	4 32
8 50	2 13	13 00	3 25	17 50	4 38
8 75	2 20	13 25	3 31	17 75	4 44
9 00	2 26	13 50	3 38	18 00	4 51
9 25	2 32	13 75	3 44	18 25	4 57
9 50	2 38	14 00	3 50	18 50	4 63
9 75	2 45	14 25	3 56	18 75	4 70
10 00	2 51	14 50	3 63	19 00	4 76
10 25	2 57	14 75	3 69	19 25	4 82
10 50	2 63	15 00	3 75	19 50	4 88
10 75	2 70	15 25	3 82	19 75	4 94
11 00	2 76	15 50	3 88	20 00	5 01
11 25	2 82	15 75	3 95		


112 sheets 14 x 20, will cover 192 square feet, allowing 1 inch for lock.

112 sheets 20 x 28, will cover 400 square feet, allowing 1 inch for lock.

59 sheets 14 x 20, or 28 sheets 20 x 28, will cover 100 square feet.

TIN PLATE DEPARTMENT.

ROOFING PLATES.



Souther's Roofing Plates, with Indian names have become famous wherever a good plate is used.

Architects may have no fear in specifying these plates and parties using the plates may be assured of getting the best of their respective grades.

PONY.

A very nice 200-pound plate. No wasters.

Stamped but not Re-Squared.

	WEIGHT PER BOX.	
	Net Weight.	Including Boxes.
20x28.....	200 lbs.	215 lbs.
14x20.....	100 lbs.	108 lbs.

PAPPOOSE.

A very fair, full weight, 216-pound plate. No wasters.

Stamped but not Re-Squared.

20x28.....	216 lbs.	231 lbs.
14x20.....	108 lbs.	116 lbs.

BLACK HAWK.

This is our regular full weight plate and guaranteed. A great many of our friends are using this in place of higher priced plate. Coating will run from 15 to 22 pounds per box. If you don't like this plate send it back. Re-squared and stamped.

IC, 20x28.....	217 lbs.	232 lbs.
IX, 20x28.....	276 lbs.	285 lbs.

BUFFALO.

A nice, evenly coated plate. Stamped and Re-squared.

IC, 20x28.....	235 lbs.	250 lbs.
IX, 20x28.....	293 lbs.	310 lbs.

SOUTHER'S TOMAHAWK.

An old-styled, stamped and re-squared plate. Equal to any old style, old method or new method. In fact, this is an old style plate with all modern improvements. Coating is about 65 pounds per box.

IC, 20x28.....	264 lbs.	280 lbs.
IX, 20x28.....	315 lbs.	332 lbs.

TIN PLATE DEPARTMENT.

BRIGHT PLATES.

CLOVER LEAF.

A nice Coke Tin, good enough for most any cheap purpose, and just the thing for fruit cans.

	WEIGHT PER BOX.	
	Net Weight.	Including Boxes.
IC, 20x28.....	216 lbs.	230 lbs.
IC, 14x20.....	108 lbs.	215 lbs.

CALLA LILLY.

IC, 20x28.....	216 lbs.	230 lbs.
IX, 20x28.....	272 lbs.	288 lbs.

CHARCOAL PLATES.

DAISY.

A good Charcoal Plate.

IC, 20x28.....	216 lbs.	230 lbs.
IX, 20x28.....	272 lbs.	288 lbs.

HONEY SUCKLE.

A Beautiful Mirror Finished Plate. Tissue Packed. Heavy Coating and Smooth Surface.

IC, 20x28.....	219 lbs.	235 lbs.
IX, 20x28.....	275 lbs.	290 lbs.

Remember, 14x20, just half any above weights.

SOLDER.



Fig. 203.

Souther's Warranted.....	per lb.
Strictly.....	"
Standard.....	"

PRICE LIST OF SHEET COPPER—January 19th, 1899.

SIZE OF SHEETS.		64 oz. and over, 50 lb. sheet, 30x60 and heavier.	32 oz. to 64 oz. 25 to 50 lb. sheet, 30x60	24 oz. to 32 oz. 18½ to 25 lb. sheet, 30x60	16 oz. to 24 oz. 12½ to 18½ lb. sheet, 30x60	14 oz. and 15 oz. 11 to 12½ lb. sheet, 30x60	12 oz. and 13 oz. 9½ to 11 lb. sheet, 30x60	10 oz. and 11 oz. 7½ to 9½ lb. sheet, 30x60	8 oz. and 9 oz. 6½ to 7½ lb. sheet, 30x60	Lighter than 8 oz.
WIDTH.	LENGTH.	Cents Per Pound Advance Over Base Price.								
Not wider than 30 inches.	Not longer than 72 in.....	Base	Base	Base	Base	1	2	3	6	9
	Longer than 72 in.....	Base	Base	Base	Base	1	3	6	9	
	Not longer than 96 in....									
	Longer than 96 in.....	Base	Base	Base	Base	2	6			
Wider than 30 inches but not wider than 36 inches.	Not longer than 72 in.....	Base	Base	Base	Base	2	4	7	10	
	Longer than 72 in.....	Base	Base	Base	Base	2	6	9		
	Not longer than 96 in....									
	Longer than 96 in.....	Base	Base	Base	1	3				
	Not longer than 120 in..									
Wider than 36 inches but not wider than 48 inches.	Not longer than 72 in.....	Base	Base	1	2	4	7	10		
	Longer than 72 in.....	Base	Base	1	3	5	8			
	Not longer than 96 in....									
	Longer than 96 in.....	Base	Base	2	4	8				
	Not longer than 120 in..									
Wider than 48 inches but not wider than 60 inches.	Not longer than 72 in.....	Base	Base	1	6	11				
	Longer than 72 in.....	Base	Base	2	9					
	Not longer than 96 in....									
	Longer than 96 in.....	Base	1	3						
	Not longer than 120 in..									
Wider than 60 inches but not wider than 72 inches.	Not longer than 72 in.....	1	2	4	8					
	Longer than 120 in.....	Base	1	3						
	Not longer than 96 in.....	Base	2	5	6					
	Not longer than 120 in..									
Wider than 72 inches but not wider than 108 inches.	Not longer than 96 in.....	1	3	6						
	Longer than 96 in.....	2	4	7						
	Not longer than 120 in..									
	Longer than 120 in.....	3	5	9						
Wider than 108 inches.	Not longer than 132 in....	4	6							
	Longer than 132 in.....	5	8							

SHEET COPPER.

EXTRAS.

Circles, Segments and Pattern Sheets, three (3) cents per pound advance over prices of Sheet Copper required from which to cut them.

Cold or Hard Rolled Copper, 14 oz. per square foot and heavier, one (1) cent per pound over the foregoing prices of Sheet Copper.

Cold or Hard Rolled Copper, lighter than 14 oz. per square foot, two (2) cents per pound over the foregoing prices of Sheet Copper.

Cold Rolled and Annealed Copper, wider than 17 inches, same extra as regular Cold Rolled Copper.

Cold Rolled Copper, prepared suitable for polishing, same extras as polished copper.

Polished Copper, 20 inches wide and under, one (1) cent per pound advance over the price for regular Cold Rolled Copper.

Polished Copper, over 20 inches wide, two (2) cents per pound advance over the price for Cold Rolled Copper.

Planished Copper, one (1) cent per pound advance over the price of Polished Copper.

TINNING.

Tinning Sheets, on one side, 10 in., 12 in. and 14 in. x 48 in., each.....	6c
Tinning Sheets, on one side, 30 in. x 60 in., each.....	25c
For Tinning Boiler Sizes, 9 in. (Sheets, 14 in. x 60 in.).....	12c
For Tinning Boiler Sizes, 8 in. (Sheets, 14 in. x 56 in.).....	10c
For Tinning Boiler Sizes, 7 in. (Sheets, 14 in. x 52 in.).....	8c
Tinning Sheets, on one side, other sizes, per square foot.....	2c
For Tinning both sides, double the above prices.	

Round Bar Copper, $\frac{3}{8}$ in. diameter and over, base price for Sheet.

Square Bar Copper, $\frac{3}{8}$ in. square and over, advance over base, 2c.

Rectangular Bar Copper, advance over base 4c.

COPPER BOTTOMS.

PITS AND FLATS.

14 oz. to sq. ft. and heavier, base plus.....	4c per lb
12 oz. and up to 14 oz. sq. ft., base plus.....	5c per lb
10 oz. and up to 12 oz., base plus.....	7c per lb
Lighter than 10 oz., base plus.....	10c per lb
Circles less than 8 in. diameter, 2c per lb. additional.	
Circles over 13 in. diameter, are not classed as Copper Bottoms.	
Polished Copper Bottoms, Pits and Flats, 1c per pound advance over the above prices.	

NICKEL PLATED COPPER.

Two cents per pound over Planished Copper and extra for Nickel plating, as follows:

Sheets 14x48 inches by the case.....	40c each
Sheets 14x52 inches by the case.....	45c each
Sheets 14x56 inches by the case.....	45c each
Sheets 14x60 inches by the case.....	50c each
Other sizes not wider than 20 inches.....	10c per sq. ft.
Sheets wider than 20 inches.....	Special

Stock sizes are nickel plated on one side and tinned on the other.

Case lots 2 cents per pound above the price of Planished Copper.

Less than case lots, three cents per pound above the price of Planished Copper.

PLANISHED SHEET IRON.



Fig. 197.

A. and B. Quality, Nos. 26 and 27.

28 x 60 inches.

Price per pound.....

SHEET ZINC.

No. 9. 36 x 84 inches.




Fig. 198.

600-pound Cask.....	per pound.....
250-pound Cask.....	".....
100-pound Cask.....	".....
Sheets.....	".....




Fig. 199.

BRIGHT MARKET WIRE.

No....	6	7	8	9	10	11	12	13	14	15	16
Pound..	10c.		11c.		11½c.		12½c.		14c.		

COPPERED MARKET WIRE.

No....	6	7	8	9	10	11	12	13	14	15	16
Pound..	10c.		11c.		11½c.		12½c.		14c.		

TINNED MARKET WIRE.

No.....	8	9	10	11	12
Pound..					

COMMON SHEET IRON AND STEEL.




Fig. 200.

No. 16, 24 and 30x96....per pound.....	No. 26, 30x96.....per pound.....
No. 18, 24 and 30x96.... "	No. 27, 30x96..... "
No. 20, 24 and 30x96.... "	No. 26, 24x101..... "
No. 22, 24 and 30x96.... "	No. 27, 24x101..... "
No. 24, 24 and 30x96.... "	

SMOOTH SOFT SHEET STEEL.

Cold Rolled—Uniform Color.




Fig. 201.

No. 16, 24 and 30x96....per pound.....	No. 26, 30x96.....per pound.....
No. 18, 24 and 30x96.... "	No. 27, 30x96..... "
No. 20, 24 and 30x96.... "	No. 26, 24x101..... "
No. 22, 24 and 30x96.... "	No. 27, 24x101..... "
No. 24, 24 and 30x96.... "	

GALVANIZED STEEL.



Fig. 286.

JUNIATA GALVANIZED.

STANDARD PRICE LIST.

No.		Price Per Pound.	Weight Per Sq. Ft.
No. 10	12 cts.	92½ oz.
" 12	12 "	72½ "
" 14	12 "	52½ "
" 16	12 "	42½ "
" 18	13 "	34½ "
" 20	13 "	26½ "
" 22	14 "	22½ "
" 24	14 "	18½ "
" 25	15 "	16½ "
" 26	15 "	14½ "
" 27	16 "	13½ "
" 28	17 "	12½ "
" 29	19 "	11½ "
" 30	21 "	10½ "

STANDARD SIZES.

Gauges Nos. 14 to 28, inclusive, 24, 26, 28 and 30 wide by 72, 84 and 96 inches long.

ADDITIONAL ON EXTRA SIZES.

EXTRA WIDTHS.

No. 19 AND LIGHTER—

Less than 24 inches in width	1c per pound.
Over 32 inches to 36 inches, inclusive	1c "
" 36 " 40 " "	2c "
" 40 " 44 " "	3c "
" 44 " 48 " "	5c "

No. 16, 17 and 18, over 36 inches wide, one-half above extras.

EXTRA LENGTHS.

Longer than 120 inches..... 1c per pound.

We also manufacture corrugated sheets in all sizes and make a specialty of mixed orders for carloads or less.

THREE-SIXTEENTH INCH CRIMPED GALVANIZED SHEETS.




Fig. 209.

Made from No. 24 Gauge and lighter, in sheets of any length, Crimped Crosswise in all widths up to 36 inch.

Crimps are 3-16 inch between centers, giving sheets the appearance of dressed stone. Makes them about three gauges stiffer, but does not interfere with forming to any desired angle.

By using Crimped Sheets the wavy appearance so common in Galvanized work is entirely overcome, hence they are indispensable in the manufacture of Cornice, Panels, Mouldings and other Ornamental Metal Coverings, where first-class work is required.

SPUN METAL BALLS.

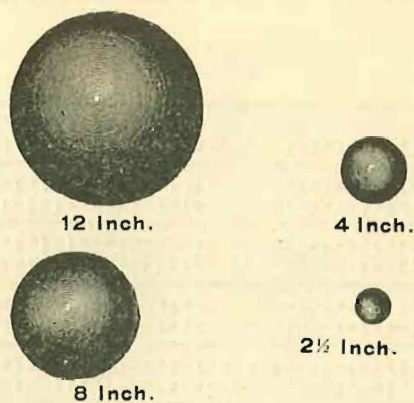


Fig. 208.

PRICE LIST—HALF BALLS.

	Zinc.	Copper.
1 inch, per hundred.....	\$ 1 00	\$ 1 50
2 " " 	2 20	4 15
3 " " 	3 20	8 00
4 " " 	5 50	12 67
5 " " 	7 70	18 00
6 " " 	11 70	25 50
7 " " 	14 00
8 " " 	18 35
9 " " 	21 00
10 " " 	26 35

“PIQUA” STEEL LATH.




Fig. 354.

Our “PIQUA” STEEL LATH, illustrated in the above engraving, has now been on the market for several years, and its many advantageous features have been fully demonstrated by experience.

We make this Lath of the best quality No. 28 U. S. Gauge Sheet Steel, in sheets $27\frac{1}{4} \times 48$ inches.

It has half round ribs or corrugations $3\frac{1}{4}$ inches apart, which run the full length of the sheet, giving strength and stiffness.

Between these ribs, slots are arranged with depressed lips, forming an incline upon which the mortar easily slides through to the back, where it forms a perfect lock or clinch around the strap between the depressed lips, avoiding a useless and expensive waste in plaster, which occurs when using wire or expanded metal lath.


Each sheet contains one square yard.

Plaster adheres firmly to the surface of this Lath.

Our Lath is especially adapted for use with Adamant or Patent Plaster.

It should be applied on Side Walls with ribs or corrugations running horizontally to produce the strongest key for the plaster.


BLACK AND TINNED RIVETS.



DESCRIPTION.	SIZE OF RIVETS.											
	8 oz.	10 oz.	12 oz.	14 oz.	1 lb.	1½ lb.	1¾ lb.	2 lb.	2½ lb.	3 lb.		
Black Rivets in pkgs. of 1000...	20	22	24	26	27	29	33	37	42	55	60	cts. per m.
“ “ in bulk.....	38	34	31	29	26	23	22	21	20	20	19	“ “ lb.
Tinned “ in pkgs. of 1000...	25	28	31	35	37	42	48	55	62	80	90	“ “ m.
“ “ in bulk.....	48	44	41	39	36	33	32	31	30	30	29	“ “ lb.

DESCRIPTION.	SIZE OF RIVETS.											
	3¼ lb.	4 lb.	5 lb.	6 lb.	7 lb.	8 lb.	9 lb.	10 lb.	12 lb.	14 lb.	16 lb.	
Black Rivets in pkgs. of 1000...	70	76	90	108	126	144	153	175	198	231	264	cts. per m.
“ “ in bulk.....	19	18	18	17	17	17	17	16	15½	15½	15½	“ “ lb.
Tinned “ in pkgs. of 1000...	105	116	140	168	197	224	243	275	318	371	424	“ “ m.
“ “ in bulk.....	29	28	28	27	27	27	27	26	26	26	26	“ “ lb.

$\frac{3}{16}$ inch diameter $\frac{1}{2}$ inch and longer..... 16 cents per pound.
 $\frac{1}{4}$ and $\frac{5}{16}$ inch diameter $\frac{1}{2}$ inch and longer..... 15½ cents per pound.
 $\frac{3}{8}$ and $\frac{7}{16}$ inch diameter $\frac{1}{2}$ inch and longer..... 15 cents per pound.



Souther's Long Stove Pipe.

The advantage of one continuous joint of Stove Pipe will be appreciated at a glance. No joints to come loose to soil the carpet and floors with soot.

This pipe is also desirable in the use of hot air heaters, as there are no joints, thus turning back into the stove all the sap and moisture that may accumulate at night.

This pipe is put up in crates of 25 joints per crate of a length, and made in 6 feet, 8 feet and 10 feet lengths, of both common and smooth iron.

Broken crates of less than 25 joints per length, crating charge extra for.

Get our prices early for this season's supply.

**"EASY LOCK" STOVE
PIPE.**

Nested.

50 joints in a crate.

The best nested Stove Pipe made.

The lock on the pipe is entirely new, and for simplicity, ease in putting together and strength when locked, cannot be surpassed.

A perfect lock without the use of a hammer or rivets. This pipe when locked cannot possibly collapse, as there are no lugs to break off or cleats to get out of place, and it is without doubt far superior to any other nested pipe made.

Try a sample crate and be convinced.

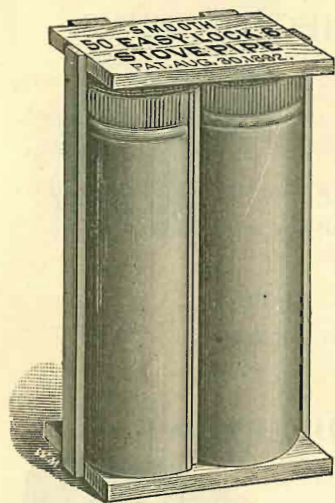


Fig. 319.



Fig. 320.

Patented August 30, 1892.

Smooth Steel, per crate.....	5 in.	5½ in.	6 in.	7 in.
Planished Iron, per crate.....

**RELIABLE PEERLESS
STOVE PIPE.**

Nested.

50 joints in a crate.

Any person can put them together.

This pipe is packed in crates, swedged and crimped, ready for putting together; all that is necessary is to lock it, place it over a stake and mallet it down.

Can be shipped at a low rate of freight and requires small space for storage.

See that your crates are branded "RELIABLE PEERLESS" and you will then have a perfect pipe.

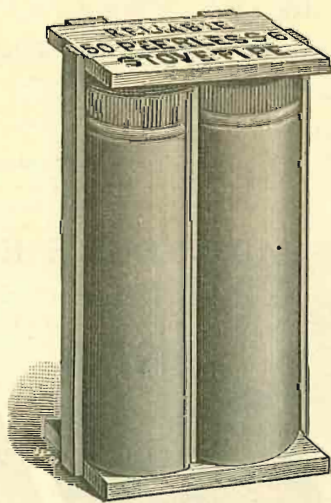


Fig. 321.



Fig. 322.

Common Steel, per crate.....	5 in.	5½ in.	6 in.	7 in.
Smooth Steel, per crate.....
Planished Iron, per crate.....

FINISHED STOVE PIPE.

Common Steel, per joint.....	5 in.	5½ in.	6 in.	7 in.
Smooth Steel, per joint.....
Planished Iron, per joint.....




Fig. 308.

ONE PIECE ELBOWS.

The strongest and neatest Elbows that can be made. Presents a smooth surface both inside and out. As easily polished as a length of stove pipe. Catches no dust or soot.

	5 in.	6 in.	7 in.
Smooth Steel, per doz.....
Planished Iron, per doz.....

ONE PIECE CORRUGATED ELBOWS.

This Elbow has been so well and favorably known among the trade for years, that a detailed description of it is not necessary. A strong, well made Elbow true to size.

	5 in.	5½ in.	6 in.	7 in.
Smooth Steel, per doz.....
Planished Iron, per doz.....




Fig. 309.

ADJUSTABLE ELBOWS.

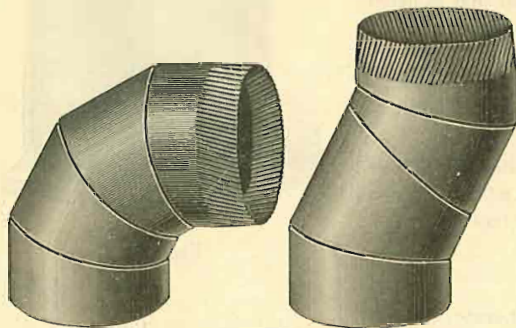


Fig. 310.

The best and strongest Adjustable Elbow made. Can be adjusted quickly to any angle desired. A strong neat and well made Elbow. Will not come apart.

	4 in.	4½ in.	5 in.	5½ in.	6 in.	7 in.
Smooth Steel, per doz.....
Planished Iron, per doz.....

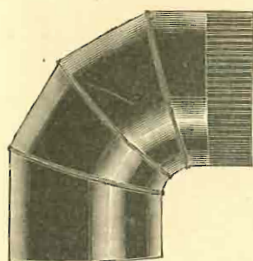


Fig. 311.

THE "SAMSON" FOUR-PIECED ELBOWS.

This Elbow, as its name implies, is a tower of strength. Made of Sheet Steel. No more breaking or pulling apart, as is common in most makes of this class of Elbows. In this Elbow are combined all the essentials necessary in a first-class four-pieced Elbow, namely, good stock and perfectly locked seams.

The No. 3 Elbow is made of an extra quality of Steel or Planished Iron.

The No. 2 Elbow is an extra long and heavy Elbow, and made of Smooth Steel or Planished Iron.

No. 3—Four-Pieced.

Steel.....	4 in.	4½ in.	5 in.	5½ in.	6 in.	7 in.
Planished

No. 2—Four-Pieced.

Smooth Steel.....	4 in.	4½ in.	5 in.	5½ in.	6 in.	7 in.
Planished

ROOF CAPS.

Sheet Iron.

	5 in.	6 in.	7 in.
Japanned, per doz
Galvanized, per doz.....



Fig. 312.




Fig. 313.

SHEET IRON FLUE THIMBLES.

Nested.

	5 in.	6 in.	7 in.
Common Steel, per gross

SIDE RAIN PROOFS.

PER DOZEN.

5 in. 6 in. 7 in.

Japanned,	
18x18 in. Flange.....
Galvanized,	
18x18 in. Flange.....
Tin,	
14x20 in. Flange.....




Fig. 315.

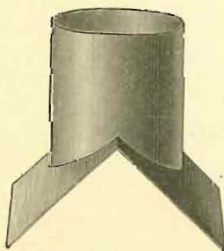


Fig. 316.

COMB RAIN PROOFS.

	5 in.	6 in.	7 in.
Japanned, 18x18 in. Flange, per doz.....
Galvanized, 18x18 in. Flange, per doz
Tin, 14x20 in. Flange, per doz.....




Fig. 314.

T PIPES.

	5 in.	5½ in.	6 in.	7 in.
Common Steel, per doz.....

TAPER PIPES.

	Sizes 5½x5	6x5	5½x6	7x6
Common Steel, per joint.....
Smooth Steel, per joint
Planished Iron, per joint.....

**SOUTHER STOVE PIPE
VENTILATOR RINGS.**

For Stove Pipes.

	5 in.	6 in.	7 in.
Per gross sets

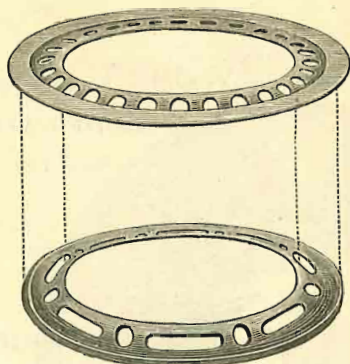


Fig. 317.



Fig. 318.

SOUTHER STOVE PIPE VENTILATORS.

Sheet Iron Bodies.

These Ventilators are made up ready for use; the heads are japanned to prevent rusting and give a finished appearance to the goods.

	Size 6x6	6x8	6x10	6x12
Per doz.....

“ACME” WELL BUCKET BOTTOMS.




Fig. 323.

PATENTED MARCH 7th, 1893.

The simplest and best BUCKET BOTTOM made.

The VALVE works perfectly every time.

The manner of renewing the LEATHER is very simple and more easily done on this VALVE than on any other in the market.

Sizes.....	3	3½	4	4½	5	5½	6
Per dozen.....							

BORED WELL BUCKETS.



Fig. 324.

Made of One Piece of
GALVANIZED STEEL.

The Strongest and
Most Serviceable Bucket
in the Market.

Made of Galvanized Steel with Heavy Wrought Bail and Patent
“Acme” Bottom.

Sizes	3x72	3½x52	4x37½	4½x30	5x28	5½x26	6x24
Per dozen..							




Fig. 399.

This cut shows our Wood Shutter, covered with Painted or Galvanized Iron or Tin as preferred.

The wood frame is composed of two thicknesses of boards nailed together diagonally, and then covered. This makes a strong, durable and low priced shutter, accepted by any Board of Underwriters.

DOORS AND WINDOWS.

Square Head.

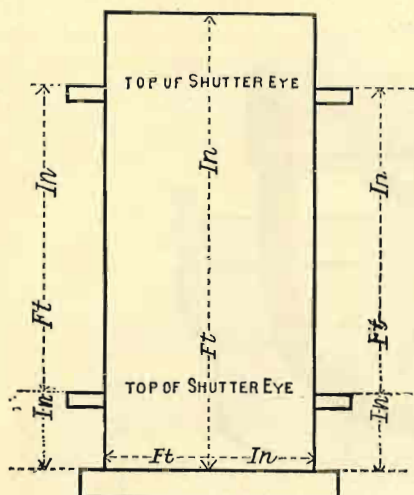


Fig. 177.

Circle Head.

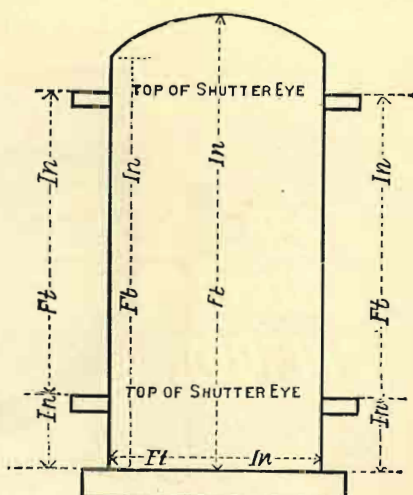


Fig. 178.

When ordering Fire-proof Doors and Shutters, fill out diagram like the above and enclose with order. Give exact length and width of opening in feet and inches, as shown in the above diagram. Give exact location of eyes if they are in the wall.

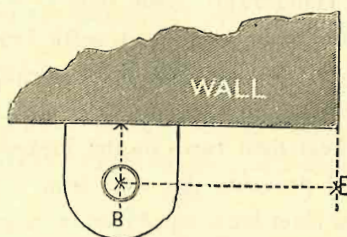



Fig. 179.

Give dimensions and position of Shutter Eye in the wall, as shown in Fig. 179, from center of Eye at (B) to wall and center of Eye at (B) to Jamb (E), also the size of the hole in Eye at (B). If there is no eye in the wall, and you wish us to furnish same, give thickness of wall.

"Run Easy," Anti-Friction Barn Door Hangers, with Self-Locking Loose Axles.

Fig. 207.



							Per Doz. Pair.
No. 1	3 in. Wheel,	5 feet Run,	Weight per doz. pairs	102 lbs.	\$15 00		
No. 1½	4 in. " "	10 " "	" " " "	132 lbs.	18 00		
No. 2	5 in. " "	11 " "	" " " "	174 lbs.	22 00		

Packed either one dozen or one-half dozen in a case.

Run Easy Steel Rail, $1\frac{1}{4} \times \frac{3}{16}$ in., Complete with Brackets, in 6, 8 and 10 ft. lengths.

The Run Easy Hangers are made with heavy steel strap, wheels are heavy, strong and deeply grooved, with loose steel axles, both ends of the run-way in the rider bar are contracted. By this device the axle of the wheel becomes locked when it reaches the end of the run-way, and the wheel then turns on the locked axle until it begins its return run. This prevents the axle from being worn away, or from cutting into the rider bars, an objection frequently urged against other Anti-Friction Hangers. Our illustration also shows how to hang a barn door to prevent its jumping the track; namely, by fastening a small block to the top of the door at the center of each hanger, to reach up to within $\frac{1}{4}$ inch of the rail. This will prevent the door from lifting far enough to allow the flanges of the wheel to jump.

Souther's 2 and 3-Ply Prepared Roofing.

The Best, Lightest and Strongest Composition in Use.

Adapted to Either Flat or Steep Roofs.




Fig. 339.

For a Cheap Roof this is the Best of the Kind.

This Roofing is prepared by cementing together two or three thicknesses of best Tarred Roofing Felt, and then pressed between heavy Calendar Rolls, making a strong, thick fabric. After being thoroughly nailed with tin caps, this Roofing is covered with asphaltum, or slate roofing cement, making a cheap, durable and lasting roof, both WATER AND FIRE PROOF. This Roofing is adapted for both flat and steep roofs, and is not affected by gases or vapors from coal or steam.

Souther's Prepared Roofing is equal, if not superior, to any prepared roofing on the market.

Directions for applying on every Roll.

Write for Samples and Prices.



Fig. 340.

Shows Roofing Nail and Tin Washer used in fastening the Roofing.

BUILDING AND SHEATHING PAPERS.

Is used for lining between floors, side walls and under roofs.

It deadens sound and is a non-conductor of heat and cold.

It prevents condensation and dampness and protects roof against any chemical action.

Red or Gray Rosin Sized Sheathing Paper makes a good, cheap lining. Put up in rolls 36 inches wide, containing 500 square feet.

SOUTHER'S No. 1 WATER PROOF FIBRE INSULATING

Is acknowledged by our customers to be the **Finest Quality of Insulating Paper** made. Is manufactured from a tough fibre stock (fully equal to rope papers) calendered with a high finish, and impregnated with an **Odorless, Water and Acid Proof** Asphalt preparation.

The highest grade and best finished paper in the market, and especially adapted for insulating refrigerator cars, cold storage rooms, etc. It never dries out or becomes brittle. Strong, durable, and lower priced than any high grade Insulating. Put up in rolls 32 inches wide, containing 500 square feet each.

SOUTHER'S No. 2 BRAND WATER PROOF INSULATING AND PLAIN FIBRE SHEATHINGS are made from a No. 2 Fibre Stock, and make up 75 per cent heavier than No. 1, but combine all the excellent qualities of same, lacking only its high polished and transparent finish. **Strong, Durable and Economical.**

Put up in rolls containing 500 square feet each.

ASBESTOS BUILDING FELT.

This sheathing is manufactured from a mineral fibre possessing the highest fire-proof and non-conducting qualities, rendering Asbestos Papers a valuable protection against fire.

Rolls are 36 inches wide, weighing from 50 to 75 pounds.

TARRED FELTS.

For roofing, and under slate; dry, light, clean and tough.

CARPET LININGS.

Wool Deadening Felts, 36 inches wide, 50 yards.

Write for Samples and Prices.

PAINT.



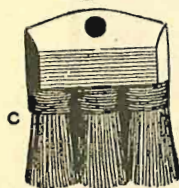
THE durability of Iron and Steel Roofing like that of any metal exposed to the weather, depends greatly on the quality of the paint used. Our success with Roofing is due mostly to the fact that we use only the best pulverized oxide of iron and genuine kettle-boiled linseed oil. The paint is ground and mixed in our own factory, and we are thus able to guarantee its composition and quality. It contains no turpentine, benzine or other "thinner." We recommend and sell it largely for use on all outside work, whether of wood, brick or iron. One gallon of CLIMAX PAINT will cover about 300 feet of surface with one good, solid coat. Customers in ordering will please use the name we have given to each preparation of paint we offer, as follows:

Dry Mineral Paint.—This is dry oxide of iron pulverized to the consistency of flour, in kegs or barrels. Price, 3 cents per lb.

Paste.—Is oxide of iron ground in boiled linseed oil to the consistency of white lead, in kegs or cans. To $7\frac{1}{2}$ lbs. of the paste and a gallon of linseed oil, add about a quart of turpentine or benzine, which makes the proper proportion of paint ready for use. Price, $7\frac{1}{2}$ cents per lb.

Climax Paint.—This is mixed ready for use in any size packages. If too thick, turpentine, benzine, or whatever thinner is preferred, may be added to the CLIMAX PAINT in proper proportion. Price, 75 cents per gallon in packages of 10 gallons or more. For smaller lots the keg or can is charged for at actual cost.

Fig. 53a.



PAINT BRUSHES.

We keep in stock a line of full bristle Paint Brushes, suitable for roof painting.

Fig. 53.



ELASTIC ROOF CEMENT.

This Cement is very much used and is more reliable than solder. It is not affected by the cold or heat. It will stick to any dry surface and will prevent a leak in any kind of metal or slate roof. Put up in 5 lbs., 10 lbs. and larger packages.

ROOFING BRUSHES.

PRICE LIST.

No. 1—4 Knot Brush.....	each, \$1.75
No. 2—3 Knot Brush.....	" 1.50
No. 3—2 Knot Brush.....	" 1.25

To prevent the brushes becoming hard after using, they should be placed in oil.

SOUTHER'S ASPHALT ROOF AND IRON PAINT.

The color is a brilliant black, closely resembling enamel when applied on tin or iron. When desired, a coat of sand can be added, coloring the roof an agreeable gray.

Put up in barrels and half barrels, 5 and 10-gallon cans.

More fire-proof than many so-called fire-proof paints.

A perfect preservative for wood, iron, brick or cement.

Prevents oxidization when used on any kind of metal surfaces.

Withstands the action of acids, alkalies or Salines.

Sets in a few hours on hot or cold surfaces without tackiness.

GIVE US A TRIAL ORDER AND WE WILL PLEASE YOU.

One gallon will cover about 300 feet tin, iron or smooth wood; about 100 square feet felt or shingles.

PRICES.

Barrels, 50 to 60 gallons.....	per gallon,	50 cts.
Half Barrels (25 to 30 gallons).....	"	50 cts.
10-Gallon Can, including package.....	"	60 cts.
5-Gallon Can, including package.....	"	65 cts.

SOUTHER'S ROOF CEMENT

Is the best for stopping the big leaks that the paint cannot fill. Has every necessary requirement to give best results.

ROOF COATING FOR FELT ROOFS.

Two-gallon cans, 5 and 10-gallon kegs, $\frac{1}{2}$ -barrels and barrels. Roof Pitch, barrels about 500 pounds.

GRAPHITE PAINT.

To insure a grade of protection for our most merchantable roofing, we are now prepared to use genuine Graphite Paint, mixed in our factory with only old process of linseed oil, for the first coating of our steel sheets. This paint will not corrode under any circumstance, and is not affected by heat or cold, acids, alkalis, sulphurs, ammonia or chemical fumes. To secure the best result on any metal surface, one coat should be applied and allowed to stand a week or so before applying the second coat.

We are also offering Graphite Paint all ready mixed ready for use, at the following prices:

In Barrel lots.....	per gallon,	\$1.50
In Half-Barrel lots.....	"	1.75
Smaller quantities.....	"	2.00

Write for discount.

We can send small samples of painted sheets showing the use of our Iron Oxide Paint, or of the Souther Asphalt Paint, or of the Graphite Paint. If interested, send for samples, which shall be sent free.




Fig. 195.

The above plate represents one of our metal ceilings. The entire surface may be divided into panels of any size or used as shown.

As shown above, per square, complete.....\$4.50

DISCOUNT.....per cent.




Fig. 196.

The above plate represents one of our metal ceilings, that may be applied as shown or divided into any number or size panels desired. Size of larger panel as shown is 8 feet by 24 inches. Size of panel in proportion to size of room.

As shown above, per square, complete.....\$5.00

DISCOUNT.....per cent.




Fig. 901.

32x24 inches.....per square, \$9.00

This is a very popular plate and can be nailed at once to joist, without furring strips and make a handsome job.





Fig. 902.

24x24 inches.....per square, \$8.00



For Price see Fig. 356, page 151.




Fig. 353.

24x24 inches.....per square, \$8.00



Fig. 906.

24x24 inches.....per square, \$8.00




Fig. 907.

24x24 inches.....per square, \$8.00




Fig. 904.

24x24 inches.....per square, \$8.00




Fig. 903.

24x24 inches.....per square, \$8.00




Fig. 355.

24x24 inches per square, \$8.00




Fig. 926.

Cornice 12 inch high ; 8 inch projection lineal foot, 12c



Fig. 924.

Cornice 8 inch high ; 4 inch projection lineal foot, 8c




Fig. 909.

24x24 inches; $\frac{5}{8}$ -inch deep.....per square, \$9.00





Fig. 915.

18x24 inches; $\frac{5}{8}$ -inch deep.....per square, \$9.00



24 inches.....per square, \$10.00




Fig. 910.

12x12 inches; $\frac{3}{8}$ inch deep.
per square.....\$10.00



Fig. 911

6x6 inches; $\frac{3}{8}$ -inch deep.
per square.....\$11.00




Fig. 912.

24x24 inches ; $1\frac{1}{2}$ inch deep.....per square, \$9.00




Fig. 918.

48x24 inches ; $1\frac{1}{2}$ inch deep.....per square, \$9.00




Fig. 913.

24x24 inches ; $1\frac{1}{4}$ inches deep.....per square, \$9.00




Fig. 919.

48x24 inches ; $1\frac{1}{4}$ inch deep.....per square, \$9.00




Fig. 922.

24x24 inchesper square, \$9.00




Fig. 917.

48x24 inchesper square \$9.00



Fig. 925.

Flat Cornice, 9 inches wide.....per lineal foot, 6c




Fig. 357.

Width, 5 in. to 15½ in. ; 4 feet long.....per square foot, 4c



Fig. 356.

Used in continuous designs.

Beam, 5 inches wide.....per lineal foot, 5c

Beam, 8 inches wide.....per lineal foot, 8c

Beam, 12 inches wide.....per lineal foot, 15c




Fig. 356-A.
30c each.




Fig. 356-B.
30c each.



Fig. 356-C.
30c each.



Fig. 921.

Cornice. Lap joint.....per lineal foot, 9c



Fig. 920.

Cornice. Lap joint.....per lineal foot, 8c



Fig. 931.

Cornice. Lap joint.....per lineal foot, 7c



Fig. 935.

Size, 1 ft. by 2 ft.....per square foot, 8½c

CORNICE.




Fig. 940.

22 inches high ; 14-inch projection per lineal foot, 60c



Fig. 941.

6 inches high ; 2-inch projection per lineal foot, 12c


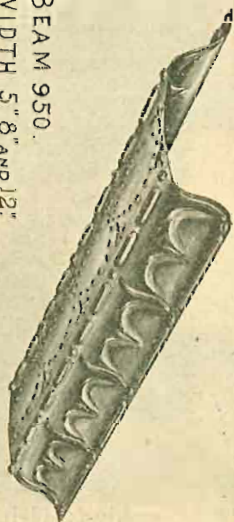


Fig. 942.

20 inches high ; 12-inch projection per lineal foot, 50c


BEAMS.

BEAM 950.
WIDTH 5" 8" AND 12"




Per lineal foot..... 25 cents.

BEAM 953
6" x 8"
8" x 10"
10" x 12"




Per lineal foot..... 43 cents.
This width may be changed.

BEAM 952.
WIDTH 5" 8" AND 12"



Per lineal foot..... 25 cents.

BEAM 951.
WIDTH 5" 8" AND 12"



Per lineal foot..... 22 cents.

CEILING PLATES.



Fig. 350.

Showing No. 353. Field Plate.

Showing No. 356. Beam.

Showing No. 931. Cornice, with border, No. 357.


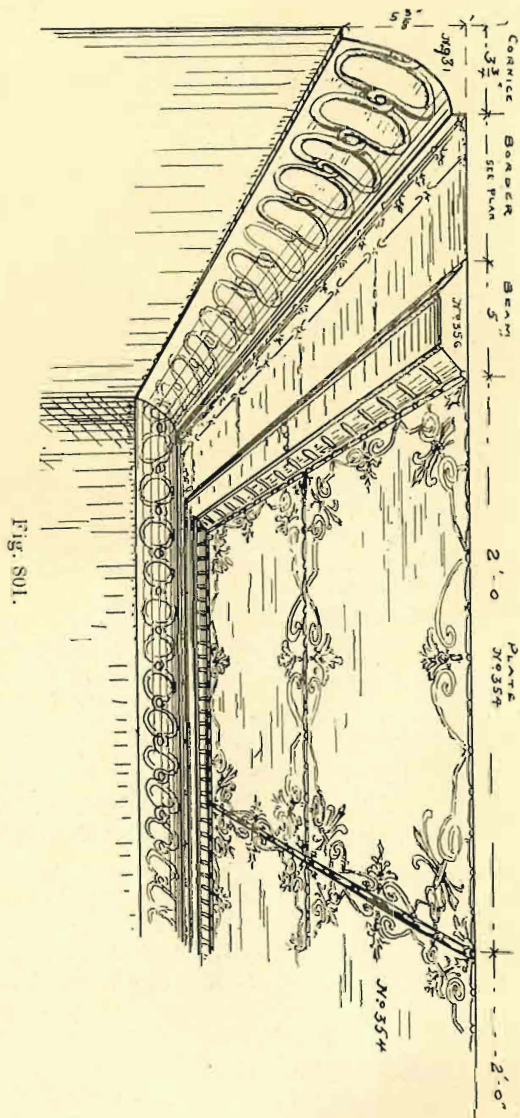


Fig. 800.



BESIDES THE GOODS HEREIN LISTED,
WE ARE PREPARED TO FURNISH
AT LOWEST PRICES. _____

- ☛ Tank Steel,
Boiler Steel,
Sheet Iron,
Galvanized Sheet Steel,
Bar Iron.
- ☛ Norway Iron Bars, Sligo Iron Bars,
U. S. Iron Bars, Burden Best Iron Bars,
Tool Steel of any desired kind,
Machinery Steel, Soft Steel.
- ☛ Small T Rails (8 lb. to 20 lb. per yard).
Spikes and Splices for Rails,
Boat and Bridge Spikes,
Wire Nails, Cut Nails, Chains.
- ☛ Machine Bolts, Carriage Bolts,
Nuts, Square and Hexagon,
Tapped Nuts, Machine Screws,
Set and Cap Screws, Stove Bolts.
- ☛ Boiler Tubes, Rivets,
Tube Expanders, Screw Punches,
Tube Brushes, Flue Cleaners,
Stay Bolt Taps, Boiler Braces.
- ☛ Pulleys and Finished Shafting,
Wood Pulleys, Wire Rope,
Leather Belting, Packing,
Rubber Belting and Hose.
- ☛ Wrought Pipe, Fittings for Same,
Emery Wheels, Crucibles,
Pump Rods, Pump Bolts,
Stocks and Dies, Wire Netting.
- ☛ Anvils, Bellows, Portable Forges,
Hammers, Files, Handles,
Copper Sheets and Rods,
Copper Tubes and Rivets
- ☛ Foundry Brushes,
Asphaltum Paint,
Red Oxide Iron Paint,
Coal Tar, Oils, Pitch, Waste.

INDEX NO. 1.

	PAGE.
Awnings	9
Brackets	9
Brick Siding.....	27
Beaded Siding	26
Corrugated.....	4 to 8
Curved Corrugated.....	9
Combing Cap.....	33 to 35
Corner Trimmings.....	29 to 30
Flashing	34 and 110
Nails and Washers.....	35
Roll Roofing.....	14 to 17
Standing Seam, Pressed	11-13
Shingles, Metallic.....	20 to 25
Stone Siding.....	28
Square, What Constitutes.....	31
Tin Roofing.....	17
Tools	32
V Crimp.....	18 and 19
Weather Boarding	26
Weight per Square.....	31

INDEX NO. 2.

Angle Cap.....	109
Bay Windows.....	57 and 58
Barn Door Hangers.....	134
Building Paper	135 and 136
Brushes	137
Ceilings, Steel.....	139 to 157
Conductor Pipe.....	45
Cut-offs.....	47
Conductor Heads.....	54 to 55
Cornice	59 to 70
Caps, Window and Door.....	77
Crestings	94 to 108
Cresting Blocks.....	100
Chimney Caps.....	80
Copper	115 and 116
Closed Ends.....	46 and 47
Conductor Hooks.....	50
Crimped Iron	120

	PAGE.
Decking.....	103
Decking Mitres	105
Elbows, Conductor.....	48 and 49
Elbows, Stove Pipe	126 and 127
Fronts, Building.....	73 to 76
Flashing Hooks.....	50
Finials	82 to 101, 105 to 108
Flue Thimbles.....	127
Gutter Hangers.....	52
Gutter, Half Round.....	37 to 39
Gutter O. G. and Box.....	40 to 44
Gargoyles	54
Lath, Metal.....	122
Letters	72
Mouldings.....	60
Mitres	46
Metal Balls, Spun.....	121
Outlets.....	47
Pediments	69 and 70
Paint.....	137 and 138
Ridging	93 and 98
Roll Cap.....	109
Rivets.....	123
Roof Cap.....	127
Rain Proofs.....	127
Sheet Iron, Black and Galvanized.....	117 to 119
Solder	114
Skylights.....	78 and 79
Strainers	47
Slip Joints	47
Shutters	130 to 133
Stove Pipe	124 and 125
Tin Plate.....	113 and 114
Urns	71
Ventilators.....	79 to 81
Ventilator Rings.....	128
Valleys.....	109 and 110
Well Bucket Bottoms.....	129
Well Buckets.....	129
Wire.....	117
Weathervanes	82 to 84
Zinc	117



Roofing

Catalogue.

*E. C. Southey & Son Co.
St. Louis, Mo.*

No. 9.

